



2017-2018 IUPUI JAGUARS BASKETBALL

IUPUI

SCHEDULE/RESULTS (4-11, 1-3 HORIZON)

Date	Opponent	Result/Time
Nov. 3	# Carroll Univ.	W, 65-56
Nov. 11	at Bradley	L, 53-68
Nov. 13	Anderson	W, 75-43
Nov. 17	at Eastern Illinois	L, 79-80
Nov. 21	Morehead State	W, 67-61
Nov. 28	at Western Illinois	L, 77-90
Dec. 2	at Ball State	L, 64-83
Dec. 6	SIUE	L, 81-82
Dec. 10	at No. 21/21 Purdue	L, 61-86
Dec. 16	at Washington State	L, 59-72
Dec. 18	at No. 12/12 Gonzaga	L, 71-101
Dec. 22	IU Kokomo	W, 87-76
Dec. 28	*at Northern Kentucky	L, 59-77
Dec. 30	*at Wright State	L, 52-60
Jan. 2	*at Green Bay	W, 67-63
Jan. 4	*UIC	L, 65-70
Jan. 10	*Milwaukee	7:00 pm
Jan. 12	*Green Bay	7:00 pm
Jan. 16	*Detroit Mercy	7:00 pm
Jan. 18	*at Cleveland State	7:00 pm
Jan. 20	*at Youngstown State	7:00 pm
Jan. 27	*at UIC	4:00 pm
Feb. 2	*at Detroit Mercy	7:00 pm
Feb. 4	*at Oakland	12:00 pm
Feb. 8	*Cleveland State	7:00 pm
Feb. 10	*Youngstown State	1:00 pm
Feb. 16	*at Milwaukee	8:00 pm
Feb. 19	*Oakland	7:00 pm
Feb. 23	*Wright State	11:00 am
Feb. 25	*Northern Kentucky	1:00 pm
Mar. 2	HL Tourney (1st rd)	tba
Mar. 3	HL Tourney (2nd rd)	tba
Mar. 4	HL Tourney (3rd rd)	tba
Mar. 5	HL Semifinals	tba
Mar. 6	HL Championship	tba

denotes exhibition
 * denotes Horizon League games
 & denotes Horizon League Tournament games

MEDIA COVERAGE

TV: ESPN3
Video Stream: ESPN3
Audio: iHeartRadio / Fox Sports 97.5 FM
Live Stats: IUPUIJags.com
Twitter: @IUPUIJaguars / @IUPUIMensBball

MBB CONTACT

Ed Holdaway - IUPUI Assistant AD
Email: eholdawa@iupui.edu
Twitter: @EdHoldaway
Cell: 317-908-2645

'03 NCAA TOURNAMENT, 2010 CBI

IUPUI (4-11, 1-3 HL) vs. MILWAUKEE (9-8, 2-2 HL)

Wednesday, January 10, 2018 • 7:00 p.m. • Indianapolis, Ind. • Indiana Farmers Coliseum (6,800)



STAT BREAKDOWN

IUPUI (4-11, 1-3)		Milwaukee (9-8, 2-2)
67.8	PPG	67.8
74.1	Opp. PPG	68.1
41.8%	FG%	44.9%
49.4%	Opp. FG%	44.8%
32.8 (-1.5)	RPG (Margin)	33.8 (+1.5)
32.0%	3FG%	32.5%
66.0%	FT%	68.0%
13.9 (+1.7)	TO/G (Margin)	12.6 (-0.5)
290	RPI	195

SERIES BREAKDOWN

Overall:	2-4
Gardner vs. Milwaukee:	1-0
in Milwaukee:	1-3
in Indianapolis:	1-1
neutral:	0-0
Last Meeting:	Nov. 19, 2014
Outcome:	IUPUI 70-68 (Milwaukee, Wisc.)
Streak:	IUPUI has won 1
Quick Notes:	The 70-68 win on 11/19/14 was Gardner's first-ever win as IUPUI's head coach

THE JAGUARS



PROBABLE STARTERS (based on last game)

No.	Name	Yr.	Pos.	Ht.	Hometown	PPG	RPG	APG	FG%	3FG%	FT%
10	Nick Rogers	So.	G	6-1	Indianapolis, Ind.	4.6	1.6	3.3	.281	.280	.571
22	D.J. McCall	Jr.	G	6-6	Fort Wayne, Ind.	6.0	4.6	1.6	.447	.278	.500
25	Ron Patterson	Sr.	G	6-2	Indianapolis, Ind.	10.6	2.8	2.1	.407	.341	.909
24	Evan Hall	Jr.	F	6-7	Hindman, Ky.	7.9	4.6	0.6	.462	---	.295
45	Aaron Brennan	Sr.	F	6-6	Noblesville, Ind.	11.5	3.8	1.7	.438	.222	.784

OFF THE BENCH

0	Jaylen Minnett	Fr.	G	6-1	Terre Haute, Ind.	7.4	1.3	1.3	.389	.413	.882
1	T.J. Henderson	Jr.	G	6-0	Indianapolis, Ind.	10.6	2.9	2.2	.398	.313	.788
12	Chad Hudson	So.	G	5-11	Jeffersonville, Ind.	1.5	0.2	0.3	.400	.000	.714
31	Maurice Kirby	Gr.	F	6-9	Chandler, Ariz.	5.3	4.3	0.5	.531	---	.545
32	Elyjah Goss	R-Fr.	F	6-7	Bolingbrook, Ill.	4.3	3.8	0.5	.383	.300	.882
35	Noah Thomas	So.	F/C	6-9	Lafayette, Ind.	2.0	2.0	0.0	1.000	---	1.000
40	Evan Borgman	R-Fr.	F	6-9	Batesville, Ind.	1.3	0.8	0.0	.400	.000	1.000

QUICK HITTERS

- IUPUI will continue the season's longest homestand on Wednesday night (Jan. 10) when the Jaguars host Milwaukee at the Coliseum. The game marks the second of four straight home games over a 12-day span.
- The Jaguars collected their first road win of the season at Green Bay, 67-63. **T.J. Henderson** led four IUPUI players in double-digits with 13 off the bench.
- In four league games, IUPUI has shown unique balanced as the top six scorers range from **Aaron Brennan** (10.8 ppg) to **Jaylen Minnett** (7.3 ppg). The group has all attempted between 23-38 shot attempts as well.
- IUPUI lost a conference opener for the first time ever under Gardner at Northern Kentucky, 77-59. Gardner had previously won three straight league openers coming into that contest.
- Aaron Brennan** is the lone IUPUI player to have started all 15 games this season. Gardner has tried six different combinations with eight different players having made at least one start. That said, IUPUI has used the combination of Brennan, **Evan Hall**, **Nick Rogers**, **D.J. McCall** and **Ron Patterson** the past eight games.
- IUPUI has opened the season 2-2 in all four years since Gardner took over and never gotten back to .500 at any point in the seasons. All four years, the Jags have begun at 2-2 and dropped the fifth and sixth games of the season.
- IUPUI made the move to the Horizon League in the offseason after spending 19 years at the Division I level as a member of The Summit League. The Jaguars were picked to finish tenth in the league according to the preseason polls and no member of the Jaguars' roster earned preseason plaudits.
- The Jaguars graduated their top three players from a season ago in seniors **Darell Combs** (16.8 ppg, 63 3's), **Matt O'Leary** (13.9 ppg, 6.1 rpg, 68 3's) and **Kellon Thomas** (9.5 ppg, 90 FT%). All three started all 32 games last season and Combs (Italy) and O'Leary (Spain) signed to play overseas this season.

2017-2018 ROSTER

NUMERIC ROSTER

##	Name	Pos.	Ht.	Wt.	Yr.	Hometown/High School (Previous)
0	Jaylen Minnett	G	6-1	180	Fr.	Terre Haute, Ind./Terre Haute South
1	T.J. Henderson	G	6-0	160	Jr.	Indianapolis, Ind./Scecina
5	Camron Justice #	G	6-3	180	Jr.	Hindman, Ky./Knott County Central (Vanderbilt)
10	Nick Rogers	G	6-1	170	So.	Indianapolis, Ind./Traders Point Academy (Toledo)
12	Chad Hudson	G	5-11	175	So.	Jeffersonville, Ind./Jeffersonville / Don Bosco Prep
15	Ahmed Ismail #	C	7-1	260	Sr.	Cairo, Egypt/Nakhas Zagazig (Manhattan)
22	D.J. McCall	G	6-6	190	Jr.	Fort Wayne, Ind./Concordia Lutheran
24	Evan Hall	F	6-7	200	Jr.	Hindman, Ky./Knott County Central
25	Ron Patterson	G	6-2	200	Sr.	Indianapolis, Ind./Broad Ripple (Syracuse)
31	Maurice Kirby	F	6-9	240	Gr.	Chandler, Ariz./Basha (Loyola [Ill.])
32	Elyjah Goss	F	6-7	190	R-Fr.	Bolingbrook, Ill./Plainfield East
35	Noah Thomas	F/C	6-9	235	So.	Lafayette, Ind./Bridgton [Maine] Academy
40	Evan Borgman	F	6-9	205	R-Fr.	Batesville, Ind./Jac-Cen-Del
45	Aaron Brennan	F	6-6	225	Sr.	Noblesville, Ind./Guerin Catholic

will sit out the 2017-18 season as a Division I transfer; ^ expected to redshirt the 2017-18 season

COACHING STAFF

Head Coach:	Jason Gardner
Alma Mater:	Arizona, '11
Career Record:	(41-69; 4th season)
IUPUI Record:	(41-69; 4th season)
Conference Record:	(23-29; 4th season)
Associate Head Coach:	Matt Crenshaw
Alma Mater:	IUPUI, '04
Assistant Coach:	Roy Hairston
Alma Mater:	Purdue, '97
Assistant Coach:	Matt Bringman
Alma Mater:	Palm Beach Atlantic, '06
Senior Advisor:	Andy Fagan
Alma Mater:	Indiana, '01
Strength Coach:	Jason Quarles
Alma Mater:	IUPUI, '12

PRONUNCIATION GUIDE

Jaylen MINNETT	(min- NET)
ELYJAH Goss	(uh-lye- JUH)

RADIO / TV ROSTER



#0 - JAYLEN MINNETT
6-1 // Fr. // G
Terre Haute, Ind.



#1 - T.J. HENDERSON
6-0 // So. // G
Indianapolis, Ind.




#10 - NICK ROGERS
6-1 // So. // G
Indianapolis, Ind.



#12 - CHAD HUDSON
5-11 // So. // G
Jeffersonville, Ind.



#22 - D.J. McCALL
6-6 // Jr. // G
Fort Wayne, Ind.



#24 - EVAN HALL
6-7 // Jr. // F
Hindman, Ky.




#25 - RON PATTERSON
6-2 // Sr. // G
Indianapolis, Ind.




#31 - MAURICE KIRBY
6-9 // Gr. // F
Chandler, Ariz.



#32 - ELYJAH GOSS
6-7 // R-Fr. // F
Bolingbrook, Ill.



#35 - NOAH THOMAS
6-9 // So. // F/C
Lafayette, Ind.



#40 - EVAN BORGMAN
6-9 // R-Fr. // F
Batesville, Ind.



#45 - AARON BRENNAN
6-6 // Sr. // F
Noblesville, Ind.

CAREER DOUBLE-DIGIT PERFORMANCES/STARTS

Double-Digit Scoring Games

Name	Season	Career
Brennan	6	24
Goss	1	1
Hall	7	20
Henderson	10	23
Kirby	2	2
McCall	2	9
Minnett	4	4
Patterson	7	25
Rogers	1	1

20+ Point Scoring Games

Name	Season	Career
Brennan	2	2
Hall	0	1
McCall	1	2

Double-Digit Reb. Games

Name	Season	Career
Brennan	0	1
Goss	1	1
Hall	1	4
McCall	0	3

Double-Doubles

Name	Season	Career
Brennan	0	1
Hall	1	3

Games Started

Name	Season	Career
Brennan	15	57
Hall	14	48
Henderson	5	7
Kirby	1	1
McCall	12	49
Minnett	4	4
Patterson	14	24
Rogers	10	10

POLLS

HORIZON LEAGUE

ASSOCIATED PRESS

COACHES

HORIZON LEAGUE STANDINGS

IUPUI IN HORIZON LEAGUE STATS

Week 10 (Jan. 8)		Week 10 (Jan. 8)	
Rank	Team (1st)	Rank	Team (1st)
1	Villanova (52)	1	Villanova (27)
2	West Virginia (12)	2	West Virginia (4)
3	Virginia (1)	3	Virginia
4	Michigan State	4	Michigan State
5	Purdue	5	Wichita State
6	Wichita State	6	Duke
7	Duke	7	Purdue
8	Texas Tech	8	Texas Tech
9	Oklahoma	9	Oklahoma
10	Xavier	10	Xavier
11	Arizona State	11	Arizona State
12	Kansas	12	Kansas
13	Seton Hall	13	Cincinnati
14	Cincinnati	14	Gonzaga
15	Gonzaga	15	Seton Hall
16	TCU	16	TCU
17	Arizona	17	Clemson
18	Miami	18	North Carolina
19	Clemson	19	Miami
20	North Carolina	20	Kentucky
21	Kentucky	21	Arizona
22	Auburn	22	Creighton
23	Florida State	23	Tennessee
24	Tennessee	24	Auburn
25	Creighton	25	Notre Dame

MID-MAJOR TOP 25

January 8

Rk	Team (1st)	Record	Pts.	Prev.	Conf.
1.	Gonzaga (27)	14-3	771	1	West Coast
2.	Saint Mary's (4)	15-2	748	2	West Coast
3.	New Mexico State	13-3	668	5	Western Athletic
4.	Louisiana	14-3	647	8	Sun Belt
5.	ETSU	12-4	558	16	Southern
6.	Furman	12-4	551	11	Southern
7.	South Dakota State	14-5	546	15	Summit
8.	BYU	13-4	544	6	West Coast
9.	Missouri State	13-4	482	9	Missouri Valley
10.	Charleston	11-5	423	3	Colonial
11.	Stephen F. Austin	13-3	418	12	Southland
12.	Loyola Chicago	12-4	400	7	Missouri Valley
13.	Towson	12-5	378	14	Colonial
14.	South Dakota	14-5	345	10	Summit
15.	UC Santa Barbara	12-4	272	13	Big West
16.	UT Arlington	11-6	249	17	Sun Belt
17.	Wofford	10-5	245	18	Southern
18.	UNC Greensboro	11-4	242	20	Southern
19.	San Diego	12-4	218	19	West Coast
20.	Murray State	12-3	217	24	Ohio Valley
21.	Vermont	11-5	191	NR	America East
22.	Georgia Southern	12-5	145	23	Sun Belt
23.	Albany	12-5	134	4	America East
24.	Northern Kentucky 11-5	122	NR	Horizon	
25.	Buffalo	10-5	76	NR	Mid-American

Team	Overall (Pct.)	HL (Pct.)
Wright State	12-5 (.706)	4-0 (1.000)
Northern Kentucky	11-5 (.688)	4-0 (1.000)
Youngstown State	5-11 (.313)	3-0 (1.000)
Milwaukee	9-8 (.529)	2-2 (.500)
Green Bay	7-11 (.389)	2-3 (.400)
UIC	6-10 (.375)	1-2 (.333)
Cleveland State	4-12 (.250)	1-2 (.333)
Oakland	9-8 (.529)	1-3 (.250)
IUPUI	4-11 (.267)	1-3 (.250)
Detroit Mercy	4-13 (.235)	0-4 (.000)

UPCOMING SCHEDULE

Date	Game	Time
1/10	Youngstown St. at Oakland	7pm
	Milwaukee at IUPUI	7pm
	Cleveland St. at Detroit Mercy	7pm
	Green Bay at UIC	8pm
1/11	Wright St. at Northern Ky.	7pm
1/12	Green Bay at IUPUI	7pm
	Cleveland St. at Oakland	7pm
	Youngstown St. at Detroit Mercy	7pm
	Milwaukee at UIC	8pm
1/15	Youngstown St. at Wright St.	4pm
	Cleveland St. at Northern Ky.	7:30pm
	Milwaukee at Green Bay	8pm
	Oakland at UIC	8pm
1/16	Detroit Mercy at IUPUI	7pm
1/18	UIC at Youngstown St.	7pm
	IUPUI at Cleveland St.	7pm
	Wright St. at Green Bay	8pm
	Northern Ky. at Milwaukee	8pm
1/20	Northern Ky. at Green Bay	1pm
	UIC at Cleveland St.	3:30pm
	Oakland at Detroit Mercy	4pm
	IUPUI at Youngstown St.	7pm
	Wright St. at Milwaukee	8pm
1/25	Youngstown St. at Milwaukee	8pm
	Cleveland St. at Green Bay	8pm
1/26	Detroit Mercy at Wright St.	7pm
	Oakland at Northern Ky.	9pm
1/27	Youngstown St. at Green Bay	1pm
	Cleveland St. at Milwaukee	2pm
	IUPUI at UIC	4pm
1/28	Detroit Mercy at Northern Ky.	1pm
	Oakland at Wright St.	2pm
1/29	UIC at Milwaukee	8pm
2/1	Wright St. at Cleveland St.	7pm
	Northern Ky. at Youngstown St.	7pm
2/2	IUPUI at Detroit Mercy	7pm
	Green Bay at Milwaukee	8pm
	UIC at Oakland	9pm

Category	HL [Nat Rk.]	Stat
Scoring	10th	67.8 ppg
Scoring Defense	6th	74.1 ppg
Scoring Margin	9th	-6.3 ppg
Free Throw %	9th	66.0%
Field Goal %	10th	41.8%
Field Goal % Def	9th	49.4%
3Pt Field Goal %	7th	32.0%
3Pt Field Goal % Def	9th	37.2%
Rebounding Offense	9th	32.8 rpg
Rebounding Defense	2nd	34.3 rpg
Rebounding Margin	8th	-1.5 rpg
Blocked Shots	8th	3.1 bpg
Assists	6th	13.2 apg
Steals	6th	6.9 spg
Turnover Margin	5th	+1.7/game
Assist/TO Ratio	t-6th	0.95 a/to
Offensive Rebounds	2nd [66th]	12.1 rpg
Defensive Rebounds	10th	20.7 rpg
3Pt Field Goals Made	t-7th	6.8/game
Home Attendance	10th	885/game

Player Horizon [Natl Rk.] Stat

Aaron Brennan			
Blocked Shots	13th		0.8 bpg
Scoring	19th		11.5 ppg
Evan Hall			
Off. Reb.	10th		2.0 rpg
Rebounding	17th		4.6 rpg
T.J. Henderson			
FT%	13th		78.8%
D.J. McCall			
Steals	2nd		1.9 spg
Off. Reb.	4th [178th]		2.4 rpg
Rebounding	17th		4.6 rpg
Ron Patterson			
3FG/Gm.	9th		2.1/game
Nick Rogers			
Assists	7th		3.3 apg
Ast/TO Ratio	7th		1.6 ast/to

LAST TIME OUT

Despite roughing up UIC for much of the first half and building a 13-point lead at one point, the IUPUI basketball team fell short 70-65 to the Flames last Thursday night. Senior **Aaron Brennan** led IUPUI with 18 points and **Evan Hall** chipped in 10 points and seven boards. UIC was led by 19 points each from Marcus Ottey and Dikembe Dixon.

The Jaguars were outscored 36-24 in the second half and shot a season-low 21.1 percent from three-point range. After turning it over just twice in the first half, IUPUI struggled against UIC's full-court press and committed 12 second half miscues.

STARTER NOTES

In the early portion of the non-league slate, head coach **Jason Gardner** continued to tweak the Jaguars' starting five, using six different quintets. For the year, senior **Aaron Brennan** is the lone Jag to have started all 15 games and **Ron Patterson** and **Evan Hall** have each started 14 times. Eight different players have at least one start this season.

That said, the group of Brennan, Patterson, Hall, **D.J. McCall** and **Nick Rogers** have started IUPUI's last eight games.

BENCH NOTES

As a result of the shuffling lineups, the IUPUI bench has been especially strong, averaging 24.9 points per game, including a season-high 42 on two different occasions. The past four years, the IUPUI bench has outscored opponents in 73 of 110 (66 percent) of its games.

BENCH NOTES, PART II

IUPUI's top scorer has been a reserve in six of 15 games this season. Four different players have contributed to those six occasions.

Patterson (1): at Ball State (14 pts)

Kirby (1): at Purdue (16 pts)

Minnett (1): at Wright State (11 pts)

Henderson (3): at Gonzaga (18 pts), IUK (19 pts), at GB (13 pts)

CHECK THE PERCENTAGES

In IUPUI's four wins, the Jags have shot 47.2 percent from the field and held foes to 37.6 percent overall and 22.6 percent from deep.

In the Jaguars' 11 losses, IUPUI has shot just 40.0 percent overall and allowed opponents to shoot a staggering 53.9 percent from the field and 43.1 percent from beyond the arc.

MAKE SHOTS, WIN GAMES

The most telling number of outcomes of games under head coach **Jason Gardner** has simply been field goal percentages.

IUPUI is 38-8 (.826) in games in which the Jaguars have shot a better percentage than opponents and just 3-61 (.047) when being outshot.

SERIES HISTORY MILWAUKEE (2-4)

Date	Loc	Score	W/L
12-22-86	H	72-66	W
12-21-87	A	75-90	L
2-7-90	A	88-106	L
11-18-11	A	49-62	L
2-23-13	H	88-95!!	L
11-19-14	A	70-68	W

GETTING LOOKS

Two areas where IUPUI has excelled this season are offensive rebounding (66th nationally - 12.1 rpg) and forcing turnovers (64th nationally - 15.6 to/g).

Because of those numbers, IUPUI has *attempted* 117 more shots than their foes for the year, good for 7.8 shot attempts per game.

GRADE CHECK

Ten members of the IUPUI basketball team earned at least a 3.0 grade point average during the fall semester - **Evan Borgman**, **Aaron Brennan**, **Elyjah Goss**, **Evan Hall**, **T.J. Henderson**, **Chad Hudson**, **Ahmed Ismail**, **Maurice Kirby**, **D.J. McCall** and **Noah Thomas**.

LEAGUE OPENERS

Head coach **Jason Gardner** is now 3-1 in league openers, having won all three of his Summit League openers before losing his Horizon League opener at NKU on Thursday.

1/4/15 - at Fort Wayne (63-58)

1/1/16 - at South Dakota (77-66)

12/31/16 - Western Illinois (89-71)

12/28/17 - at Northern Kentucky (59-77)

AVOIDING 0-3

With the win at Green Bay, IUPUI avoided the program's first 0-3 start to league play since the 2013-14 season. That year, IUPUI opened Summit League play 0-9 in head coach **Todd Howard**'s final season.

THEFT ALERT

Junior **D.J. McCall** is currently second among Horizon League players (82nd nationally) with 1.9 steals per game. After not collecting a steal in the season's opening two games, McCall has 26 steals in 12 games (2.17 spg).

By comparison, McCall had just 22 steals *all of last season*.

NEW NIGHT, NEW SCORER

It's seemingly been a new leading scorer every night for the Jaguars this season as six different players have been the team's top scorer and nobody has scored in double-digits in every game.

Junior **T.J. Henderson** has a team-high 10 double-digit scoring games and **Evan Hall** and **Ron Patterson** are next in line with seven.

SNAPPED AT 13

Senior **Ron Patterson** opened the year in 13 straight games to start the season - his longest stretch of his college career. His longest streak last season was 10 straight games from Jan. 5-Feb. 8.

The streak was snapped at Green Bay in an 0-of-3 performance and he's 0-9 in the Jaguars' past two games.

DEFENDING THE TREY

The Jaguars have struggled to defend the three-point line this season, yielding 38 percent. Below are some instances of the Jaguars' woes, both individually and collectively:

at Bradley (57.1%) - Nate Kennell (5-of-9)

at EIU (45.0%) - Terrell Lewis (7-of-9)

at WIU (58.8%) - Kobe Webster (5-of-7)

vs. SIUE (68.8%)

IUPUI is 1-7 this season when hitting fewer threes than opponents this year and 3-3 when making the same number or more treys than foes.

TOUGH THREE

IUPUI endured arguably the toughest three-game stretch in program history with road games at No. 21 Purdue (L, 61-86), at Washington State (L, 59-72) and at No. 12 Gonzaga (L, 71-101). The losses at Purdue and Gonzaga dropped IUPUI to 0-17 all-time against nationally ranked foes.

In the non-conference slate, IUPUI had the nation's 50th toughest schedule (hardest in the Horizon League) according to KenPom.com.

FIVE KEY NUMBERS

Below are five key numbers from the Jaguars' loss to UIC.

31:52: IUPUI led for 31:52 of the game before ultimately succumbing in the final five minutes of the game

18-6: Points and rebounds for senior **Aaron Brennan**, who scored 14 of his 18 before halftime

4: Season-low threes made by the Jaguars, connecting on a season-low 21.1 percent

6: Career-high assists for **Nick Rogers** against three turnovers

3: Field goals made by the Jaguars in the opening 18 minutes of the second half before making four more in the final 1:59

0-FOR-RANKED

IUPUI has never defeated a ranked opponent, going 0-17 versus the ranked in the program's Division I era. Below is a listing of those 17 results, 12 of which were true road games.

The Jaguars' average margin of defeat is 21.2 points per game in the 17 total losses:

12/13/99 at #2 Arizona L, 41-70

12/15/01 vs. #20 Ball State L, 81-103

3/21/03 vs. #2 Kentucky L, 64-95 // NCAA - Nashville, TN

12/13/03 at #25 Dayton L, 59-61

12/18/04 at #18 Louisville L, 60-80

11/10/07 at #11 Marquette L, 68-78

12/14/08 vs. #20 Arizona St. L, 58-59 (ot) Phoenix, Ariz.

11/14/10 at #12 Gonzaga L, 56-86

11/21/10 vs. #25 San Diego State L, 46-61 Oxford, Ohio

12/9/10 at #2 Ohio State L, 64-75

12/22/10 vs. #7 San Diego State L, 54-56 Las Vegas, Nev.

12/7/11 at #5 Louisville L, 60-90

11/12/12 at #5 Michigan L, 54-91

12/7/15 at #11 Purdue L, 53-80

12/28/15 at #9 Butler L, 54-92

12/10/17 at #21 Purdue L, 61-86

12/18/17 at #12 Gonzaga L, 71-101

AT THE HORN

Winning games at the horn has been a staple of head coach **Jason Gardner**'s squads. So when IUPUI failed to get a shot off at the buzzer in the 80-79 loss at Eastern Illinois, it was almost a surprise. Since Gardner took over, IUPUI has won four games in the closing seconds, including two as time expired:

P.J. Boutte 15' floater at the horn vs. Ball State (71-69 / Nov. 22, 2014)

Marcellus Barksdale layup at the horn at IPFW (84-82 / Jan. 23, 2016)

Jordan Pickett wing 3 with :02 vs. NDSU (73-72 / Jan. 31, 2016)

Darell Combs wing J with :01.5 vs. SDSU (85-83 / Jan. 18, 2017)

FRESH STARTS

In the season opener at Bradley, true freshman **Jaylen Minnett** became the first IUPUI true rookie to start his debut since **Alex Young** did so against Northeastern in 2008.

Minnett had five points, two boards and an assist in his IUPUI debut.

JAGS LOCK UP RAVENS

While head coach **Jason Gardner** has preached defense in the preseason, the win over Anderson was especially impressive in that IUPUI held the Ravens to just 43 points. The 43 were the fewest by a foe since Gardner took over the program and just the second time an IUPUI opponent tallied less than 50 in the Gardner-era (49 vs. Denver on Jan. 10, 2015).

The 43 points allowed was the lowest total by an IUPUI opponent since holding Western Illinois to 42 on Feb. 6, 2010.

CUPBOARD CHECK

IUPUI brings back seven returners from last season, five of whom saw meaningful minutes. Below is a rundown of the Jaguars' top statistical returners, along with some key numbers.

Stat (% Returning): Top Returners

Scoring (45.8%): Patterson (9.3), Brennan (8.4)

NEWS, NOTES & STORYLINES (CONT.)

Rebounding (56.9%): Hall (5.2), McCall (5.0)
Assists (45.3%): Patterson (64), Henderson (52)
Minutes (50.2%): Patterson (23.7), McCall (21.2)
FGM (47.3%): Patterson (107), Brennan (102)
3FGM (43.4%): Patterson (62), Henderson (30)
FTM (34.3%): McCall (45), Brennan (39)
Blocks (69.0%): Hall (24), Patterson (13)
Steals (60.4%): Patterson (44), Henderson (32)

FULL STRENGTH

The Nov. 21 Morehead State game was the first time all season the Jags were at full strength. **Evan Hall, D.J. McCall** and **Nick Rogers** all missed time in the season's first three games.

GRADS

The IUPUI roster boasts three graduates this season as **Maurice Kirby** completed his degree at Loyola (Ill.) and is pursuing his master's in sports journalism. In addition, junior guard **D.J. McCall** completed his undergraduate work in three years and is now pursuing his master's degree at IUPUI. **Aaron Brennan** completed his degree requirements during the recently finished fall semester.

TRENDING

When head coach **Jason Gardner** took over the IUPUI program prior to the 2014-15 season, he knew it was going to be a lengthy rebuild. The Jags were on the heels of back-to-back 6-26 seasons and 300+ RPI finishes. As expected, Gardner has had IUPUI steadily rising since his takeover:

	Record	RPI	Final Sagarin
2012-13:	6-26	329	332
2013-14:	6-26	322	332
2014-15:	10-21	257	278
2015-16:	13-19	191	226
2016-17:	14-18	217	202

SIXTH OLDEST

Unofficially, senior swingman **Ron Patterson** is the sixth-oldest player in all of college basketball this season and will turn 25 on Jan. 24 of this season. Here is a quick rundown of those older than him going into the season with their ages as of Nov. 10, 2017:

Josh Boutte (Sam Houston St.); 25 years, 307 days
 Gibson Johnson (Hawaii); 25 years, 273 days
 Zach Nelson (Utah Valley); 25 years, 143 days
 Isaac Neilson (Utah Valley); 24 years, 352 days
 Kyle Brown (Cornell); 24 years, 345 days
Ron Patterson (IUPUI); 24 years, 296 days

HOOSIER MADE

IUPUI is the second-most Indiana-natives of any team in the country with nine, trailing only Ball State. Of the nine Indiana natives, four are from the Indianapolis-area in **Aaron Brennan, T.J. Henderson, Ron Patterson** and **Nick Rogers**.

NEW LEAGUE, OLD RIVALS

Although IUPUI will be in year one of Horizon League play, that doesn't mean there won't be some recognizable foes in league play.

The most recognizable will be longtime Mid-Con/Summit foe Oakland University, which IUPUI played 36 times between 1998 and 2013 as league foes. Oakland leads the all-time series 25-16, which includes five meetings in the mid-/late 70's.

Another former league foe in the Horizon League is Youngstown State, which IUPUI played six times from 1999-2001 before the Penguins moved leagues. YSU is 8-1 all-time against IUPUI, which includes three meetings from the mid-/late 70's.

Another familiar face is Wright State head coach Scott Nagy, who was the longtime leader of the South Dakota State program before taking over the Raiders a couple seasons ago. While at the helm of the SDSU program, Nagy was 13-7 against the Jaguars.

BRING 'EM ON

IUPUI added a new assistant coach in the offseason as **Matt Bringman** joined the Jaguars' staff, replacing Scott Gillespie. Bringman came to IUPUI from South Plains (Texas) College where he helped the Texans to a two-year record of 53-11 and 28-4 in conference play. South Plains was third in the 2017 NJCAA National Championships in Hutchinson, Kan.

Bringman helped a number of players on to Division I opportunities, including Jordan Brangers (Western Kentucky), Raquan Mitchell (Colorado State), Shawntrez Davis (Nevada) and Josh Webster (Texas Tech).

OVERSEAS ADVENTURES

IUPUI's top two players from a season ago - seniors **Darell Combs** and **Matt O'Leary** - are both continuing their playing careers overseas this winter.

Combs inked a deal in early September to play for the Roseto Sharks in Italy's second division. Combs had an NBA workout with the Washington Wizards before ultimately seeking employment overseas.

O'Leary signed in late July to continue his career with Penas Huesca in the LEB Gold - Spain. LEB Gold is the the second division in Spain and known as one of the top leagues in Europe.

In addition, former Jaguars **Alex Young** and **Robert Glenn** are also continuing to play overseas.

ON THE SIDELINES

IUPUI has two Division I-transfers sitting out this season in senior center **Ahmed Ismail** (Manhattan) and junior guard **Camron Justice** (Vanderbilt).

Ismail has one season remaining and averaged 3.9 points and 4.8 rebounds per game as a junior at Manhattan. The 7-foot-1 native of Egypt blocked a team-high 32 shots last season and started 19 games for the Jaspers.

Justice, a high school teammates of **Evan Hall**, was the 2015 Kentucky Mr. Basketball selection and appeared in 33 games at Vanderbilt. The 6-foot-3 sharpshooter shot 38.9 percent from deep as a true freshman, averaging 3.4 points per contest for the Commodores. However, he barely played for Bryce Drew and the new coaching staff, opting to transfer to rejoin Hall.

NEW SIGNEES

IUPUI inked a pair at the start of the fall signing period, adding size in 6-foot-7 **Jack Hansen** (Noblesville, Ind./Guerin Catholic) and 6-foot-10 **Brandon Kenyon** (Caledonia, Ontario/RISE Prep).

Hansen played AAU with Team Blaze Select and was Gardner's first commitment of the 2018 class and chose IUPUI over interest from Valpo, Indiana State and Wright State. He averaged 19 points and nine rebounds per game as a junior and is among the state's top players heading into this season.

Kenyon played AAU with UPLAY Canada and excelled on the Nike EYBL circuit last summer. His UPLAY squad boasts Florida, Central Arkansas and Loyola signees while The RISE Prep program is expected to be among the best in the Ontario Scholastic Basketball Association (OSBA).

UNIVERSITY QUICK FACTS

Location Indianapolis, Ind.
Founded 1969
Nickname Jaguars
Colors Red, gold & black
Enrollment 30,690
Affiliation NCAA Division I
Conference The Horizon League
Home Facility (Cap.) Indiana Farmers Coliseum (6,800)
Chancellor Dr. Nasser Paydar
Athletics Director Dr. Roderick Perry
Website www.IUPUIJags.com
Twitter @IUPUIJaguars
Athletics Phone (317) 278-5247
Mailing Address 1000 Waterway Blvd.
 Indianapolis, IN 46202

BASKETBALL HISTORY

First Yr. of basketball 1972
Seasons of basketball 46th
Seasons of Division I basketball 20th
Division I (1998-pres.) Record 248-266 (.481)
NCAA Appearances 1
Last NCAA Appearance 2003
Last Postseason Appearance 2010 (CBI - Second Round)

UNIVERSITY NOTES

ABOUT THE UNIVERSITY

IUPUI is a public research university located in downtown Indianapolis that is the result of a merger of the Purdue Indianapolis Extension Center (1946) and Indiana University Indianapolis (1916). The merger was completed in 1969 and athletics began in 1972.

The university offers more than 200 degree programs and boasts an enrollment over 30,000 (22,000 undergrad and 8,000 postgrad). The university also boasts an endowment of more than \$850 million.

The university is ranked among the Top 200 "National Universities" and ranked 7th for "Up and Coming Schools." U.S. News has ranked IUPUI among the nation's elite for 13 straight years.

ATHLETIC PROWESS

IUPUI was a primary beneficiary of the 1987 Pan-American Games in Indianapolis and continues to boast some world renowned facilities.

The IU Natatorium is located on the IUPUI campus and is among the best swimming & diving facilities in the world. It has hosted the U.S. Olympic Team Trials four different times and and 12 NCAA National Championship meets. In addition, the 2017 World Juniors were held at IUPUI and 16 world records have been set in the Natatorium water.

Adjacent west is the Michael A. Carroll Track & Soccer Stadium which has hosted several USA Outdoor Track & Field Championships and NCAA Championships, along with the 1988 US Olympic Trials. Florence Griffith-Joyner set the 100m world record of 10.49 on the track.

In basketball circles, IUPUI is best known as the long-time host of the Nike All-American Camp, which was held on campus for two decades. The nation's top prep players and coaches from every level converged on campus for two weeks each summer in what was considered the elite college recruiting event of the year. Alum included LeBron James, Chris Webber, Allen Iverson, Kevin Garnett, Jason Kidd and Paul Pierce, among many others.

GEORGE HILL

IUPUI's best known basketball alum is current NBAer **George Hill**, who is in his tenth year in the league this season. Hill was originally drafted by the San Antonio Spurs (1st rd., 26th overall) in 2008.

He's played for the Spurs (2008-11), Indiana Pacers (2011-16), and Utah Jazz (2016-17) before signing with the Sacramento Kings this offseason. Hill has played in more than 600 games and made nearly 400 starts in his NBA career.

2017-2018 MISCELLANEOUS STATISTICS

	<i>IUPUI'S RECORD WHEN...</i>		Under Gardner
	'17-18 Overall	2018 HL	
Home:	3-2	0-1	24-16
Away:	1-9	1-2	16-49
Neutral:	0-0	0-0	1-4
Overtime:	0-0	0-0	4-6
Lead @ Halftime:	2-2	0-1	31-11
Trail @ Halftime:	1-9	0-2	7-55
Tied @ Halftime:	1-0	1-0	3-3
Leading w/ 5:00 left:	4-2	1-1	34-6
Trailing w/ 5:00 left:	0-8	0-2	3-59
Tied w/ 5:00 left:	0-1	0-0	4-4
Shooting 50% or better:	2-2	0-0	20-3
Shooting 40-50%:	2-2	1-1	20-30
Shooting less than 40%:	0-7	0-2	1-36
Shooting better % than opp.	4-1	1-0	38-8
Shooting worse % than opp.	0-10	0-3	3-61
Scoring less than 60:	0-4	0-2	3-26
Score 60-69 pts:	2-3	1-1	6-23
Score 70-79 pts:	1-3	0-0	14-14
Score 80-89 pts:	1-1	0-0	15-6
Score 90+ pts:	0-0	0-0	3-0
Opp. scores less than 60:	2-0	1-0	9-5
Opp. scores 60-69 pts:	1-2	0-1	15-14
Opp. scores 70-79 pts:	1-3	0-2	9-24
Opp. scores 80-89 pts:	0-4	0-0	8-16
Opp. scores 90+ pts:	0-2	0-0	0-10
Commit less TO than opp.	2-8	0-3	21-30
Commit more TO than opp.	2-3	1-0	20-36
Commit same TO as opp.	0-0	0-0	0-3
Outrebound opponent:	3-3	1-1	26-19
Outrebounded:	0-8	0-2	13-48
Rebounding is equal:	1-0	0-0	2-2
Bench outscores opp.:	4-6	1-2	36-37
Bench is outscored:	0-4	0-1	5-27
Bench scoring is equal:	0-1	0-0	0-5
Hit more FT than opp.:	1-2	0-0	24-10
Hit less FT than opp.:	3-8	1-2	16-56
Hit same FT as opp.:	0-1	0-1	1-3
Hit more 3's than opp.:	2-4	1-3	19-25
Hit less 3's than opp.:	1-7	0-0	18-36
Hit same 3's as opp.:	1-0	0-0	4-8
Decided by 5 pts or less:	1-3	1-1	18-17
Decided by 6-10 points:	1-1	0-1	5-19
Decided by 10+ points:	2-7	0-1	18-33
In home whites:	3-2	0-1	25-16
In road blacks:	1-4	1-1	3-19
In road reds:	0-5	0-1	13-34
7 in double-digits:	0-0	0-0	1-0
6 in double-digits:	0-0	0-0	1-0
5 in double-digits:	0-0	0-0	5-3
4 in double-digits:	2-1	1-0	13-8
3 in double-digits:	1-5	0-0	11-21
2 in double-digits:	1-3	0-2	8-29
1 in double-digits:	0-2	0-1	2-6
0 in double-digits:	0-0	0-0	0-2
On Mondays:	1-1	0-0	2-8
On Tuesdays:	2-1	1-0	2-10
On Wednesdays:	0-1	0-0	6-9
On Thursdays:	0-2	0-2	3-11
On Fridays:	1-1	0-0	5-5
On Saturdays:	0-4	0-1	19-22
On Sundays:	0-1	0-0	4-5
In November:	2-3	0-0	8-17
In December:	1-7	0-2	10-22
In January:	1-1	1-1	14-13
In February:	0-0	0-0	8-14
In March:	0-0	0-0	1-3

Player	TIMES LED					GAMES WITH							TOTAL	
	Pts.	Reb.	Ast.	Stl.	Blk.	10+ Pts.	20+ Pts.	10+ Reb.	3+ Ast.	3+ Blk.	3+ Stl.	3+ 3's	Dunks	Dbl-Dbls
0-Minnett	1/1	0/0	2/2	1/1	1/1	4/4	0/0	0/0	0/0	0/0	0/0	3/3	0/0	0/0
1-Henderson	2/5	1/2	4/11	3/21	1/5	10/23	0/0	0/0	6/15	0/0	2/6	1/5	0/2	0/0
10-Rogers	0/0	0/0	9/9	0/0	1/1	1/1	0/0	0/0	8/8	0/0	0/0	0/0	0/0	0/0
12-Hudson	0/0	0/0	0/0	0/0	0/0	0/0	0/0	0/0	0/0	0/0	0/0	0/0	0/0	0/0
22-McCall	2/6	3/12	4/12	8/20	1/6	2/9	1/2	0/3	3/12	0/0	4/5	1/2	6/17	0/0
24-Hall	0/2	4/16	0/1	0/5	5/22	7/20	0/1	1/4	0/3	0/3	0/0	0/0	0/10	1/3
25-Patterson	4/10	1/1	3/10	3/16	3/9	7/25	0/0	0/0	5/14	1/1	0/5	5/15	5/14	0/0
31-Kirby	1/1	2/2	0/0	0/0	1/1	2/2	0/0	0/0	0/0	0/0	0/0	0/0	2/2	0/0
32-Goss	0/0	2/2	0/0	2/2	3/3	1/1	0/0	1/1	0/0	1/1	0/0	0/0	5/5	0/0
35-Thomas	0/0	0/0	0/0	0/0	0/0	0/0	0/0	0/0	0/0	0/0	0/0	0/0	0/0	0/0
40-Borgman	0/0	0/0	0/0	0/0	0/0	0/0	0/0	0/0	0/0	0/0	0/0	0/0	1/1	0/0
45-Brennan	5/9	2/4	1/6	0/10	5/21	6/24	2/2	0/1	2/6	1/2	0/3	1/2	1/5	0/1

totals listed by season/career

SPECIALTY STATS (IUPUI/OPP)

PP = Points in the Paint; POT = Points off Turnover; 2nd = 2nd Chance Points; BP = Bench Points

Opponent	Result	Largest Largest Lead							Changes	Ties
		PP	POT	2nd	BP	Lead	Deficit	Lead		
# Carroll University	W, 65-56	34/20	32/4	14/15	14/15	14	5	6	4	
at Bradley	L, 53-68	18/20	13/13	14/10	5/34	3	18	3	1	
Anderson University	W, 75-43	38/18	27/12	12/5	24/11	33	-	0	0	
at Eastern Illinois	L, 79-80	42/33	11/19	9/12	4/20	7	3	9	13	
Morehead State	W, 67-61	24/30	16/12	8/6	17/8	11	-	0	1	
at Western Illinois	L, 77-90	34/32	22/11	20/3	28/26	2	28	1	1	
at Ball State	L, 64-83	28/40	15/19	6/14	40/28	1	28	2	0	
SIUE	L, 81-82	38/22	21/10	12/9	21/21	9	10	12	9	
at Purdue	L, 61-86	26/36	16/23	7/7	42/27	9	32	5	2	
at Washington State	L, 59-72	22/36	9/12	11/9	25/15	2	19	1	1	
at Gonzaga	L, 71-101	38/48	8/15	11/6	40/61	-	30	0	0	
IU Kokomo	W, 87-76	54/28	16/14	15/11	42/14	13	9	10	5	
*at Northern Kentucky	L, 59-77	26/38	15/14	13/8	18/26	9	19	1	2	
*at Wright State	L, 52-60	18/22	14/13	3/5	21/17	6	10	5	0	
*at Green Bay	W, 67-63	36/26	16/14	11/7	26/6	11	8	3	1	
*UIC	L, 65-70	36/30	24/14	6/6	20/16	13	7	1	4	
*Milwaukee										
*Green Bay										
*Detroit Mercy										
*at Cleveland State										
*at Youngstown State										
*at UIC										
*at Detroit Mercy										
*at Oakland										
*Cleveland State										
*Youngstown State										
*at Milwaukee										
*Oakland										
*Wright State										
*Northern Kentucky										
HL Tourney (1st rd)										
HL Tourney (2nd rd)										
HL Tourney (3rd rd)										
HL Semifinals										
HL Finals										
Season Highs		54/48	27/23	20/14	42/61	33	30	12	13	
Season Lows		18/18	8/10	3/3	4/6	-	-	-	-	
Totals		478/459	243/215	158/118	373/330	-	-	53	41	
Averages		31.9/30.6	16.2/14.3	10.5/7.9	24.9/22.0			3.5	2.7	

WIN/LOSS MARGINS		
Margin	W	L
1		1
2		
3		1
4	1	
5		1
6	1	
7		
8		
9		
10		
11-15		3
16-20		2
21-30		2
30+	1	

2017-2018 IUPUI STATISTICS

THE STAT CREW SYSTEM IUPUI Combined Team Statistics (as of Jan 04, 2018) All games



RECORD:	OVERALL	HOME	AWAY	NEUTRAL
ALL GAMES	4-11	3-2	1-9	0-0
CONFERENCE	1-3	0-1	1-2	0-0
NON-CONFERENCE	3-8	3-1	0-7	0-0

#	Player	gp-gs	min	avg	Total		3-Point		F-Throw		Rebounds				pf	dq	a	to	blk	stl	pts	avg
					fg-fga	fg%	3fg-fga	3fg%	ft-fta	ft%	off	def	tot	avg								
45	BRENNAN, Aaron	15-15	392	26.1	67-153	.438	10-45	.222	29-37	.784	18	39	57	3.8	37	2	25	27	12	13	173	11.5
01	HENDERSON, T.J.	15-5	381	25.4	49-123	.398	20-64	.313	41-52	.788	13	30	43	2.9	27	0	33	36	3	15	159	10.6
25	PATTERSON, Ron	15-14	425	28.3	59-145	.407	31-91	.341	10-11	.909	8	34	42	2.8	35	1	31	18	8	18	159	10.6
24	HALL, Evan	14-14	291	20.8	49-106	.462	0-0	.000	13-44	.295	28	36	64	4.6	42	0	9	27	9	5	111	7.9
00	MINNETT, Jaylen	15-4	338	22.5	35-90	.389	26-63	.413	15-17	.882	8	12	20	1.3	29	0	20	20	1	9	111	7.4
22	McCALL, D.J.	14-12	365	26.1	34-76	.447	5-18	.278	11-22	.500	33	32	65	4.6	33	2	23	21	4	26	84	6.0
31	KIRBY, Maurice	15-1	244	16.3	34-64	.531	0-0	.000	12-22	.545	22	43	65	4.3	31	0	8	14	1	5	80	5.3
10	ROGERS, Nick	12-10	292	24.3	18-64	.281	7-25	.280	12-21	.571	2	17	19	1.6	26	0	40	25	1	5	55	4.6
32	GOSS, Elyjah	15-0	218	14.5	23-60	.383	3-10	.300	15-17	.882	20	37	57	3.8	22	0	7	12	6	8	64	4.3
35	THOMAS, Noah	2-0	8	4.0	1-1	1.000	0-0	.000	2-2	1.000	1	3	4	2.0	3	0	0	0	1	0	4	2.0
12	HUDSON, Chad	6-0	24	4.0	2-5	.400	0-2	.000	5-7	.714	0	1	1	0.2	7	0	2	2	0	0	9	1.5
40	BORGMAN, Evan	6-0	22	3.7	2-5	.400	0-1	.000	4-4	1.000	2	3	5	0.8	2	0	0	3	0	0	8	1.3
Team											27	23	50		1		4					
Total.....		15	3000		373-892	.418	102-319	.320	169-256	.660	182	310	492	32.8	295	5	198	209	46	104	1017	67.8
Opponents.....		15	3000		383-775	.494	109-293	.372	237-322	.736	131	383	514	34.3	256	4	218	234	59	106	1112	74.1

TEAM STATISTICS	IUPUI	OPP	Date	Opponent	Score	Att.
SCORING	1017	1112	11/11/17	at Bradley	L 53-68	4936
Points per game	67.8	74.1	11/13/17	ANDERSON	w 75-43	1175
Scoring margin	-6.3	-	11/17/17	at Eastern Illinois	L 79-80	769
FIELD GOALS-ATT	373-892	383-775	11/21/17	MOREHEAD STATE	w 67-61	1012
Field goal pct	.418	.494	11/28/17	at Western Illinois	L 77-90	589
3 POINT FG-ATT	102-319	109-293	12/02/17	at Ball State	L 64-83	3505
3-point FG pct	.320	.372	12/06/17	SIUE	L 81-82	809
3-pt FG made per game	6.8	7.3	12/10/17	at Purdue	L 61-86	13641
FREE THROWS-ATT	169-256	237-322	12/16/17	at Washington State	L 59-72	2240
Free throw pct	.660	.736	12/18/17	at Gonzaga	L 71-101	6000
F-Throws made per game	11.3	15.8	12/22/17	IU KOKOMO	w 87-76	615
REBOUNDS	492	514	* 12/28/17	at Northern Kentucky	L 59-77	4203
Rebounds per game	32.8	34.3	* 12/30/17	at Wright State	L 52-60	3649
Rebounding margin	-1.5	-	* 01/02/18	at Green Bay	w 67-63	1932
ASSISTS	198	218	* 01/04/18	UIC	L 65-70	815
Assists per game	13.2	14.5	* = Horizon League game			
TURNOVERS	209	234				
Turnovers per game	13.9	15.6				
Turnover margin	+1.7	-				
Assist/turnover ratio	0.9	0.9				
STEALS	104	106				
Steals per game	6.9	7.1				
BLOCKS	46	59				
Blocks per game	3.1	3.9				
ATTENDANCE	4426	41464				
Home games-Avg/Game	5-885	10-4146				
Neutral site-Avg/Game	-	0-0				

Score by Periods	1st	2nd	Totals
IUPUI	463	554	1017
Opponents	526	586	1112

2017-2018 IUPUI HORIZON LEAGUE ONLY STATISTICS

THE STAT CREW SYSTEM IUPUI Combined Team Statistics (as of Jan 04, 2018) Conference games only



RECORD:	OVERALL	HOME	AWAY	NEUTRAL
ALL GAMES	1-3	0-1	1-2	0-0
CONFERENCE	1-3	0-1	1-2	0-0
NON-CONFERENCE	0-0	0-0	0-0	0-0

#	Player	gp-gs	min	avg	Total		3-Point		F-Throw		Rebounds				pf	dq	a	to	blk	stl	pts	avg
					fg-fga	fg%	3fg-fga	3fg%	ft-fa	ft%	off	def	tot	avg								
45	BRENNAN, Aaron	4-4	110	27.5	15-35	.429	2-9	.222	11-14	.786	3	13	16	4.0	8	0	7	10	4	2	43	10.8
01	HENDERSON, T.J.	4-0	80	20.0	12-38	.316	7-20	.350	3-4	.750	2	7	9	2.3	11	0	4	10	0	6	34	8.5
24	HALL, Evan	4-4	88	22.0	13-29	.448	0-0	.000	6-17	.353	14	11	25	6.3	14	0	3	9	2	3	32	8.0
25	PATTERSON, Ron	4-4	107	26.8	13-36	.361	4-18	.222	1-1	1.000	2	9	11	2.8	12	1	6	4	3	5	31	7.8
10	ROGERS, Nick	4-4	109	27.3	8-27	.296	3-9	.333	10-16	.625	0	10	10	2.5	7	0	14	8	0	1	29	7.3
00	MINNETT, Jaylen	4-0	82	20.5	9-24	.375	9-19	.474	2-3	.667	0	3	3	0.8	9	0	4	7	0	2	29	7.3
22	McCALL, D.J.	4-4	108	27.0	9-17	.529	1-5	.200	4-7	.571	10	12	22	5.5	10	0	6	4	2	7	23	5.8
31	KIRBY, Maurice	4-0	60	15.0	7-12	.583	0-0	.000	2-7	.286	3	7	10	2.5	10	0	1	2	0	0	16	4.0
12	HUDSON, Chad	1-0	1	1.0	1-1	1.000	0-0	.000	0-0	.000	0	0	0	0.0	0	0	0	0	0	0	2	2.0
32	GOSS, Elyjah	4-0	54	13.5	1-13	.077	0-1	.000	2-2	1.000	4	6	10	2.5	4	0	0	4	3	3	4	1.0
40	BORGMAN, Evan	1-0	1	1.0	0-1	.000	0-0	.000	0-0	.000	1	0	1	1.0	0	0	0	0	0	0	0	0.0
Team																						
Total.....		4	800		88-233	.378	26-81	.321	41-71	.577	50	85	135	33.8	85	1	45	60	14	29	243	60.8
Opponents.....		4	800		92-194	.474	15-60	.250	71-92	.772	29	109	138	34.5	71	1	56	65	15	37	270	67.5

TEAM STATISTICS	IUPUI	OPP	Date	Opponent	Score	Att.
SCORING	243	270	* 12/28/17	at Northern Kentucky	L 59-77	4203
Points per game	60.8	67.5	* 12/30/17	at Wright State	L 52-60	3649
Scoring margin	-6.7	-	* 01/02/18	at Green Bay	W 67-63	1932
FIELD GOALS-ATT	88-233	92-194	* 01/04/18	UIC	L 65-70	815
Field goal pct	.378	.474	* = Horizon League game			
3 POINT FG-ATT	26-81	15-60				
3-point FG pct	.321	.250				
3-pt FG made per game	6.5	3.8				
FREE THROWS-ATT	41-71	71-92				
Free throw pct	.577	.772				
F-Throws made per game	10.3	17.8				
REBOUNDS	135	138				
Rebounds per game	33.8	34.5				
Rebounding margin	-0.7	-				
ASSISTS	45	56				
Assists per game	11.3	14.0				
TURNOVERS	60	65				
Turnovers per game	15.0	16.3				
Turnover margin	+1.3	-				
Assist/turnover ratio	0.8	0.9				
STEALS	29	37				
Steals per game	7.3	9.3				
BLOCKS	14	15				
Blocks per game	3.5	3.8				
ATTENDANCE	815	9784				
Home games-Avg/Game	1-815	3-3261				
Neutral site-Avg/Game	-	0-0				

Score by Periods	1st	2nd	Totals
IUPUI	115	128	243
Opponents	124	146	270

2017-2018 STATISTICAL SPLITS

Wins (4 total)

#	Player	gp-gs	min	avg	Total		3-Point		F-Throw		Rebounds				pf	dq	a	to	blk	stl	pts	avg									
					fg-fga	fg%	3fg-fga	3fg%	ft-fa	ft%	off	def	tot	avg																	
01	HENDERSON, T.J.	4-2	99	24.8	18-30	.600	8-17	.471	9-12	.750	4	14	18	4.5	7	0	9	12	3	4	53	13.3									
45	BRENNAN, Aaron	4-4	103	25.8	20-39	.513	2-8	.250	10-15	.667	6	15	21	5.3	7	0	9	11	3	4	52	13.0									
25	PATTERSON, Ron	4-4	115	28.8	14-31	.452	6-20	.300	5-5	1.000	2	12	14	3.5	14	1	12	6	2	5	39	9.8									
24	HALL, Evan	3-3	62	20.7	13-27	.481	0-0	.000	3-11	.273	8	7	15	5.0	9	0	2	8	3	1	29	9.7									
00	MINNETT, Jaylen	4-1	96	24.0	11-27	.407	8-18	.444	3-3	1.000	0	4	4	1.0	9	0	6	4	1	3	33	8.3									
31	KIRBY, Maurice	4-1	65	16.3	10-18	.556	0-0	.000	2-4	.500	4	16	20	5.0	9	0	1	3	1	2	22	5.5									
22	McCALL, D.J.	4-3	102	25.5	9-18	.500	0-2	.000	4-9	.444	7	10	17	4.3	11	0	12	7	2	9	22	5.5									
32	GOSS, Elyjah	4-0	62	15.5	5-14	.357	0-0	.000	8-10	.800	7	17	24	6.0	8	0	2	3	3	0	18	4.5									
10	ROGERS, Nick	3-2	63	21.0	5-19	.263	1-4	.250	2-7	.286	0	6	6	2.0	6	0	9	4	0	1	13	4.3									
35	THOMAS, Noah	1-0	6	6.0	1-1	1.000	0-0	.000	2-2	1.000	1	3	4	4.0	3	0	0	0	1	0	4	4.0									
40	BORGMAN, Evan	2-0	14	7.0	2-4	.500	0-1	.000	2-2	1.000	1	2	3	1.5	2	0	0	3	0	0	6	3.0									
12	HUDSON, Chad	2-0	13	6.5	0-1	.000	0-1	.000	5-6	.833	0	0	0	0.0	2	0	1	2	0	0	5	2.5									
Team											5	7	12																		
Total.....		4	800		108-229	.472	25-71	.352	55-86	.640	45	113	158	39.5	87	1	63	64	19	29	296	74.0									
Opponents.....		4	800		80-213	.376	19-84	.226	64-97	.660	41	93	134	33.5	80	1	41	68	13	32	243	60.8									

Losses (11 total)

#	Player	gp-gs	min	avg	Total		3-Point		F-Throw		Rebounds				pf	dq	a	to	blk	stl	pts	avg										
					fg-fga	fg%	3fg-fga	3fg%	ft-fa	ft%	off	def	tot	avg																		
45	BRENNAN, Aaron	11-11	289	26.3	47-114	.412	8-37	.216	19-22	.864	12	24	36	3.3	30	2	16	16	9	9	121	11.0										
25	PATTERSON, Ron	11-10	310	28.2	45-114	.395	25-71	.352	5-6	.833	6	22	28	2.5	21	0	19	12	6	13	120	10.9										
01	HENDERSON, T.J.	11-3	282	25.6	31-93	.333	12-47	.255	32-40	.800	9	16	25	2.3	20	0	24	24	0	11	106	9.6										
24	HALL, Evan	11-11	229	20.8	36-79	.456	0-0	.000	10-33	.303	20	29	49	4.5	33	0	7	19	6	4	82	7.5										
00	MINNETT, Jaylen	11-3	242	22.0	24-63	.381	18-45	.400	12-14	.857	8	8	16	1.5	20	0	14	16	0	6	78	7.1										
22	McCALL, D.J.	10-9	263	26.3	25-58	.431	5-16	.313	7-13	.538	26	22	48	4.8	22	2	11	14	2	17	62	6.2										
31	KIRBY, Maurice	11-0	179	16.3	24-46	.522	0-0	.000	10-18	.556	18	27	45	4.1	22	0	7	11	0	3	58	5.3										
10	ROGERS, Nick	9-8	229	25.4	13-45	.289	6-21	.286	10-14	.714	2	11	13	1.4	20	0	31	21	1	4	42	4.7										
32	GOSS, Elyjah	11-0	156	14.2	18-46	.391	3-10	.300	7-7	1.000	13	20	33	3.0	14	0	5	9	3	8	46	4.2										
12	HUDSON, Chad	4-0	11	2.8	2-4	.500	0-1	.000	0-1	.000	0	1	1	0.3	5	0	1	0	0	0	4	1.0										
40	BORGMAN, Evan	4-0	8	2.0	0-1	.000	0-0	.000	2-2	1.000	1	1	2	0.5	0	0	0	0	0	0	2	0.5										
35	THOMAS, Noah	1-0	2	2.0	0-0	.000	0-0	.000	0-0	.000	0	0	0	0.0	0	0	0	0	0	0	0	0.0										
Team											22	16	38																			
Total.....		11	2200		265-663	.400	77-248	.310	114-170	.671	137	197	334	30.4	208	4	135	145	27	75	721	65.5										
Opponents.....		11	2200		303-562	.539	90-209	.431	173-225	.769	90	290	380	34.5	176	3	177	166	46	74	869	79.0										

Home (3-2)

#	Player	gp-gs	min	avg	Total		3-Point		F-Throw		Rebounds				pf	dq	a	to	blk	stl	pts	avg										
					fg-fga	fg%	3fg-fga	3fg%	ft-fa	ft%	off	def	tot	avg																		
45	BRENNAN, Aaron	5-5	144	28.8	31-62	.500	5-16	.313	17-23	.739	9	20	29	5.8	9	0	12	11	7	7	84	16.8										
01	HENDERSON, T.J.	5-2	130	26.0	18-42	.429	7-25	.280	15-20	.750	5	14	19	3.8	8	0	13	12	3	7	58	11.6										
24	HALL, Evan	4-4	89	22.3	19-37	.514	0-0	.000	3-14	.214	7	9	16	4.0	14	0	3	5	3	2	41	10.3										
25	PATTERSON, Ron	5-5	148	29.6	19-47	.404	8-30	.267	5-5	1.000	4	9	13	2.6	14	0	13	7	7	6	51	10.2										
00	MINNETT, Jaylen	5-1	99	19.8	11-22	.500	7-16	.438	4-4	1.000	0	3	3	0.6	12	0	7	6	1	2	33	6.6										
31	KIRBY, Maurice	5-1	75	15.0	14-21	.667	0-0	.000	2-6	.333	4	19	23	4.6	10	0	3	6	1	2	30	6.0										
22	McCALL, D.J.	5-4	132	26.4	12-23	.522	0-1	.000	3-8	.375	10	10	20	4.0	16	1	13	8	3	10	27	5.4										
10	ROGERS, Nick	4-3	91	22.8	4-14	.286	1-5	.200	7-13	.538	0	6	6	1.5	9	0	17	6	0	1	16	4.0										
35	THOMAS, Noah	1-0	6	6.0	1-1	1.000	0-0	.000	2-2	1.000	1	3	4	4.0	3	0	0	0	1	0	4	4.0										
32	GOSS, Elyjah	5-0	59	11.8	6-15	.400	0-0	.000	8-10	.800	7	16	23	4.6	10	0	2	2	3	1	20	4.0										
40	BORGMAN, Evan	2-0	14	7.0	2-4	.500	0-1	.000	2-2	1.000	1	2	3	1.5	2	0	0	3	0	0	6	3.0										
12	HUDSON, Chad	2-0	13	6.5	0-1	.000	0-1	.000	5-6	.833	0	0	0	0.0	2	0	1	2	0	0	5	2.5										
Team											11	8	19																			
Total.....		5	1000		137-289	.474	28-95	.295	73-113	.646	59	119	178	35.6	109	1	84	71	29	38	375	75.0										
Opponents.....		5	1000		110-257	.428	31-92	.337	81-123	.659	53	111	164	32.8	106	2	53	86	20	30	332	66.4										

Road (1-9)

#	Player	gp-gs	min	avg	Total		3-Point		F-Throw		Rebounds				pf	dq	a	to	blk	stl	pts	avg										
					fg-fga	fg%	3fg-fga	3fg%	ft-fa	ft%	off	def	tot	avg																		
25	PATTERSON, Ron	10-9	277	27.7	40-98	.408	23-61	.377	5-6	.833	4	25	29	2.9	21	1	18	11	1	12	108	10.8										
01	HENDERSON, T.J.	10-3	251	25.1	31-81	.383	13-39	.333	26-32	.813	8	16	24	2.4	19	0	20	24	0	8	101	10.1										
45	BRENNAN, Aaron	10-10	248	24.8	36-91	.396	5-29	.172	12-14	.857	9	19	28	2.8	28	2	13	16	5	6	89	8.9										
00	MINNETT, Jaylen	10-3	239	23.9	24-68	.353	19-47	.404	11-13	.846	8	9	17	1.7	17	0	13	14	0	7	78	7.8										
24	HALL, Evan	10-10	202	20.2	30-69	.435	0-0	.000	10-30	.333	21	27	48	4.8	28	0	6	22	6	3	70	7.0										
22	McCALL, D.J.	9-8	233	25.9	22-53	.415	5-17	.294	8-14	.571	23	22	45	5.0	17	1	10	13	1	16	57	6.3										
31	KIRBY, Maurice	10-0	169	16.9	20-43	.465	0-0	.000	10-16	.625	18	24	42	4.2	21	0	5	8	0	3	50	5.0										
10	ROGERS, Nick	8-7	201	25.1	14-50	.280	6-20	.300	5-8	.625	2	11	13	1.6	17	0	23	19	1	4	39	4.9										
32	GOSS, Elyjah	10-0	159	15.9	17-45	.378	3-10	.300	7-7	1.000	13	21	34	3.4	12	0	5	10	3	7	44	4.4										
12	HUDSON, Chad	4-0	11	2.8	2-4	.500	0-1	.000	0-1	.000	0	1	1	0.3	5	0	1	0	0	0	4	1.0										
40	BORGMAN, Evan	4-0	8	2.0	0-1	.000	0-0	.000	2-2	1.000	1	1	2	0.5	0	0	0	0	0	0	2	0.5										
35	THOMAS, Noah	1-0	2	2.0	0-0	.000	0-0	.000	0-0	.000	0	0	0	0.0	0	0	0	0	0	0	0	0.0										
Team											16	15	31																			
Total.....		10	2000		236-603	.391	74-224	.330	96-143	.671	123	191	314	31.4	186	4	114	138	17	66	642	64.2										
Opponents.....		10	2000		273-518	.527	78-201	.388	156-199	.784	78	272	350	35.0	150	2	165	148	39	76	780	78.0										

2017-2018 INDIVIDUAL SUPERLATIVES

	<i>IUPUI</i>	<i>Opponent</i>
Points	25 - three times	27 - four times
Field Goals Made	12 - Aaron Brennan at E. Illinois (11/17/17)	11 - twice
Field Goals Attempted	20 - D.J. McCall at W. Illinois (11/28/17)	17 - Carsen Edwards at Purdue (12/10/17)
Highest FG Pct. (min. 5 made)	.714 (5-7) - T.J. Henderson at Green Bay (1/2/18)	1.000 (5-5) - Trey Moses at Ball State (12/2/17)
3-Pt Field Goals Made	5 - Ron Patterson at Washington St. (12/16/17)	7 - Terrell Lewis at E. Illinois (11/17/17)
3-Pt Field Goals Attempted	13 - Ron Patterson at Washington St. (12/16/17)	9 - twice
3-Pt FG Pct. (min. 3 made)	.600 (3-5) - four times	1.000 (3-3) - David McFarland vs. SIUE (12/6/17)
Free Throws Made	8 - T.J. Henderson vs. Morehead State (11/21/17)	10 - Killian Tillie at Gonzaga (12/18/17)
Free Throws Attempted	10 - T.J. Henderson vs. Morehead State (11/21/17)	13 - Jajuan Starks at E. Illinois (11/17/17)
Free Throw Pct. (min. 5 made)	.875 (7-8) - T.J. Henderson at Gonzaga (12/18/17)	1.000 (10-10) - Killian Tillie at Gonzaga (12/18/17)
Offensive Rebounds	7 - twice	4 - four times
Defensive Rebounds	8 - twice	13 - twice
Total Rebounds	12 - Elyjah Goss vs. Anderson (11/13/17)	14 - Johnathan Williams at Gonzaga (12/18/17)
Assists	6 - twice	9 - Eddie Miles vs. IU Kokomo (12/22/17)
Turnovers	4 - eight times	8 - Justin Mitchell at Wright State (12/30/17)
Blocked Shots	3 - three times	5 - Brandon Gilbeck at W. Illinois (11/28/17)
Steals	4 - three times	4 - Justin Mitchell at Wright State (12/30/17)
Minutes Played (regulation game)	38 - twice	40 - twice
Minutes Played (OT game)		

2017-2018 COMPARISON STATISTICS

Opponent	1st	2nd	Score	Mar	Total FG	FG Pct	3-Pointers	3FG Pct	Free Throws	FT Pct	Rebounds	Assist	T/Over	Block	Steal	Fouls
Bradley	19/28	34/40	53-68	(15)	15-53/25-56	.283/.446	6-20/12-21	.300/.571	17-20/6-12	.850/.500	35/39 (4)	8/20	12/14	1/3	6/4	17/20
ANDERSON	41/21	34/22	75-43	+32	29-56/13-51	.518/.255	6-18/4-24	.333/.167	11-14/13-24	.786/.542	41/32 +9	17/6	19/23	9/4	9/8	21/17
Eastern Illinois	41/38	38/42	79-80	(1)	34-57/24-47	.596/.511	8-17/9-20	.471/.450	3-7/23-31	.429/.742	29/26 +3	19/12	15/10	0/1	5/8	20/13
MOREHEAD STATE	32/25	35/36	67-61	+6	20-45/22-51	.444/.431	5-16/5-20	.313/.250	22-32/12-18	.688/.667	31/31 -	13/7	14/18	2/4	5/4	22/25
Western Illinois	24/48	53/42	77-90	(13)	29-73/29-48	.397/.604	9-30/10-17	.300/.588	10-18/22-26	.556/.846	34/37 (3)	14/14	10/17	2/8	8/3	21/14
Ball State	23/41	41/42	64-83	(19)	22-58/31-58	.379/.534	7-21/10-28	.333/.357	13-15/11-17	.867/.647	30/36 (6)	11/19	18/15	1/4	10/7	18/15
SIUE	41/42	40/40	81-82	(1)	30-60/27-47	.500/.574	6-23/11-16	.261/.688	15-26/17-25	.577/.680	31/30 +1	21/13	10/16	9/4	8/3	20/25
Purdue	31/40	30/46	61-86	(25)	23-54/31-57	.426/.544	7-21/8-26	.333/.308	8-11/16-17	.727/.941	26/30 (4)	10/20	18/13	1/3	7/11	18/11
Washington State	30/36	29/36	59-72	(13)	24-71/28-51	.338/.549	10-31/8-20	.323/.400	1-2/8-9	.500/.889	33/37 (4)	11/20	9/14	3/8	6/6	12/8
Gonzaga	31/47	40/54	71-101	(30)	25-64/34-50	.391/.680	5-22/8-18	.227/.444	16-21/25-29	.762/.862	24/38 (14)	9/16	10/17	0/2	4/7	23/20
IU KOKOMO	35/36	52/40	87-76	+11	34-68/27-65	.500/.415	7-19/9-23	.368/.391	12-19/13-22	.632/.591	43/40 +3	20/15	14/12	4/3	7/8	18/17
Northern Kentucky	22/31	37/46	59-77	(18)	21-62/31-54	.339/.574	8-21/6-15	.381/.400	9-13/9-12	.692/.750	31/38 (7)	10/18	12/13	3/7	7/8	16/15
Wright State	19/26	33/34	52-60	(8)	18-51/22-51	.353/.431	7-23/6-19	.304/.316	9-15/10-13	.600/.769	29/38 (9)	9/13	17/20	2/1	5/10	15/13
Green Bay	33/33	34/30	67-63	+4	25-60/18-46	.417/.391	7-18/1-17	.389/.059	10-21/26-33	.476/.788	43/31 +12	13/13	17/15	4/2	8/12	26/21
UIC	41/34	24/36	65-70	(5)	24-60/21-43	.400/.488	4-19/2-9	.211/.222	13-22/26-34	.591/.765	32/31 +1	13/12	14/17	5/5	9/7	28/22

Note: Game totals are displayed in the format TEAM/OPPONENT for each category

2017-2018 GAME-BY-GAME LEADERS / STARTING FIVES

Opponent	Starting 5	Points	Rebounds	Assists	Blocks	Steals
Carroll University #	Minnett-Henderson-Patterson-Hall-Brennan	Brennan (15)	Kirby (9)	Henderson (4)	Kirby (3)	Henderson (6)
at Bradley	Minnett-Henderson-Patterson-Hall-Brennan	Patterson (16)	Hall (7)	Henderson (3)	Hall (1)	Henderson (2)
Anderson	Minnett-Henderson-Patterson-Kirby-Brennan	Brennan (18)	Goss (12)	McCall (4)	Goss (3)	Henderson (3)
at Eastern Illinois	Minnett-Henderson-Patterson-Hall-Brennan	Brennan (25)	Brennan (7)	Patterson (6)	---	Patterson (2)
Morehead State	Henderson-McCall-Patterson-Hall-Brennan	Brennan (15)	Brennan (7)	2 tied w/ (3)	2 tied w/ (1)	McCall (2)
at Western Illinois	Henderson-McCall-Patterson-Hall-Brennan	McCall (25)	McCall (8)	Rogers (4)	w tied w/ (1)	2 tied w/ (2)
at Ball State	Minnett-Rogers-McCall-Hall-Brennan	Patterson (14)	Kirby (7)	3 tied w/ (2)	Rogers (1)	2 tied w/ (3)
SIUE	Henderson-Rogers-Patterson-Hall-Brennan	Brennan (25)	McCall (9)	Rogers (5)	2 tied w/ (3)	McCall (4)
at Purdue	Rogers-McCall-Patterson-Hall-Brennan	Kirby (16)	Goss (6)	Minnett (2)	Hall (1)	McCall (4)
at Washington St.	Rogers-McCall-Patterson-Hall-Brennan	Patterson (19)	Patterson (6)	2 tied w/ (3)	Brennan (2)	McCall (2)
at Gonzaga	Rogers-McCall-Patterson-Hall-Brennan	Henderson (18)	Kirby (5)	Rogers (5)	---	Patterson (2)
IU Kokomo	Rogers-McCall-Patterson-Hall-Brennan	Henderson (19)	Henderson (8)	Patterson (5)	4 tied w/ (1)	McCall (3)
at Northern Ky.	Rogers-McCall-Patterson-Hall-Brennan	McCall (11)	McCall (7)	Rogers (3)	Goss (2)	McCall (2)
at Wright State	Rogers-McCall-Patterson-Hall-Brennan	Minnett (11)	Hall (6)	3 tied w/ (2)	2 tied w/ (1)	Goss (2)
at Green Bay	Rogers-McCall-Patterson-Hall-Brennan	Henderson (13)	Hall (10)	3 tied w/ (3)	Hall (2)	McCall (4)
UIC	Rogers-McCall-Patterson-Hall-Brennan	Brennan (18)	Hall (7)	Rogers (6)	2 tied w/ (2)	Henderson (3)
Milwaukeee						
Green Bay						
Detroit Mercy						
at Cleveland State						
at Y'town State						
at UIC						
at Detroit Mercy						
at Oakland						
Cleveland State						
Y'town State						
at Milwaukeee						
Oakland						
Wright State						
Northern Ky.						
HL 1st Rd.						
HL 2nd Rd.						
HL 3rd Rd.						
HL Semis						
HL Finals						

2017-2018 POINTS-REBOUNDS-ASSISTS

Opponent	Date	Score	00	01	10	12	22	24	25
			MINNETT,JA	HENDERSON,	ROGERS,NIC	HUDSON,CHA	MCCALL,DJ	HALL,EVAN	PATTERSON,
at Bradley	11/11/17	53-68	L 5-2-1	10-3-3	DNP	0-1-0	DNP	11-7-1	16-2-1
ANDERSON	11/13/17	75-43	w 5-0-2	10-2-3	DNP	3-0-1	3-2-4	DNP	9-3-3
at Eastern Illinois	11/17/17	79-80	L 8-1-1	10-3-5	DNP	DNP	0-5-0	13-5-2	19-4-6
MOREHEAD STATE	11/21/17	67-61	w 11-0-2	11-5-3	0-2-2	DNP	8-4-3	6-1-0	10-1-1
at Western Illinois	11/28/17	77-90	L 12-4-2	7-2-2	4-0-4	DNP	25-8-1	4-6-0	5-2-2
at Ball State	12/02/17	64-83	L 8-0-1	11-1-2	5-1-2	DNP	0-6-2	4-3-0	14-3-1
SIUE	12/06/17	81-82	L 3-1-1	10-3-4	7-0-5	DNP	8-9-2	12-4-1	8-2-3
at Purdue	12/10/17	61-86	L 12-3-2	10-1-1	6-1-1	2-0-1	4-2-1	0-1-1	3-2-1
at Washington State	12/16/17	59-72	L 5-4-1	9-2-3	2-5-3	DNP	3-1-2	4-4-0	19-6-1
at Gonzaga	12/18/17	71-101	L 5-0-1	18-4-1	0-0-5	0-0-0	4-4-0	12-4-0	9-1-1
IU KOKOMO	12/22/17	87-76	w 8-2-2	19-8-2	2-0-4	2-0-0	6-2-2	13-4-1	16-5-5
at Northern Kentucky	12/28/17	59-77	L 3-0-2	7-4-1	5-1-3	2-0-0	11-7-1	9-2-0	9-2-1
at Wright State	12/30/17	52-60	L 11-1-2	6-1-1	6-1-2	DNP	5-3-0	3-6-1	10-2-1
at Green Bay	01/02/18	67-63	w 9-2-0	13-3-1	11-4-3	DNP	5-9-3	10-10-1	4-5-3
UIC	01/04/18	65-70	L 6-0-0	8-1-1	7-4-6	DNP	2-3-2	10-7-1	8-2-1

Opponent	Date	Score	31	32	35	40	45
			KIRBY,MAUR	GOSS,ELYJA	THOMAS,NOA	BORGMAN,EV	BRENNAN,AA
at Bradley	11/11/17	53-68	L 1-5-0	2-6-0	DNP	2-1-0	6-2-2
ANDERSON	11/13/17	75-43	w 9-9-1	8-12-0	4-4-0	6-3-0	18-6-3
at Eastern Illinois	11/17/17	79-80	L 0-4-2	4-0-1	DNP	DNP	25-7-2
MOREHEAD STATE	11/21/17	67-61	w 2-2-0	4-4-0	DNP	DNP	15-7-2
at Western Illinois	11/28/17	77-90	L 2-3-1	10-1-1	DNP	DNP	8-6-1
at Ball State	12/02/17	64-83	L 8-7-1	7-6-1	DNP	DNP	7-1-1
SIUE	12/06/17	81-82	L 6-4-1	2-1-0	DNP	DNP	25-5-4
at Purdue	12/10/17	61-86	L 16-4-1	2-6-1	0-0-0	0-0-0	6-2-0
at Washington State	12/16/17	59-72	L 2-5-0	9-2-0	DNP	DNP	6-0-1
at Gonzaga	12/18/17	71-101	L 11-5-0	6-4-1	DNP	0-0-0	6-0-0
IU KOKOMO	12/22/17	87-76	w 7-7-0	6-5-2	DNP	0-0-0	8-5-2
at Northern Kentucky	12/28/17	59-77	L 4-4-0	2-2-0	DNP	0-1-0	7-5-2
at Wright State	12/30/17	52-60	L 2-3-0	2-4-0	DNP	DNP	7-2-2
at Green Bay	01/02/18	67-63	w 4-2-0	0-3-0	DNP	DNP	11-3-2
UIC	01/04/18	65-70	L 6-1-1	0-1-0	DNP	DNP	18-6-1

2017-2018 TEAM SUPERLATIVES

<i>IUPUI High</i>	<i>IUPUI Low</i>	<i>Statistical Category</i>	<i>Opponent High</i>	<i>Opponent Low</i>
87 vs. IUK (12/22)	52 at Wright St. (12/30)	Points	101 at Gonzaga (12/18)	43 vs. Anderson (11/13)
41 - three times	19 - twice	First Half Points	48 at W. Illinois (11/28)	21 vs. Anderson (11/13)
53 at W. Illinois (11/28)	24 vs. UIC (1/4)	Second Half Points	54 at Gonzaga (12/18)	22 vs. Anderson (11/13)
34 - twice	15 at Bradley (11/11)	Field Goals	34 at Gonzaga (12/18)	13 vs. Anderson (11/13)
73 at W. Illinois (11/28)	45 vs. Morehead St. (11/21)	Field Goal Attempts	65 vs. IUK (12/22)	43 vs. UIC (1/4)
.596 at E. Illinois (11/17)	.283 at Bradley (11/11)	FG Percentage	.680 at Gonzaga (12/18)	.255 vs. Anderson (11/13)
10 at Washington St. (12/16)	4 vs. UIC (1/4)	3-Point Field Goals	12 at Bradley (11/11)	1 at Green Bay (1/2)
31 at Washington St. (12/16)	16 vs. Morehead St. (11/21)	3-Point Field Goal Att.	28 at Ball State (12/2)	9 vs. UIC (1/4)
.471 at E. Illinois (11/17)	.211 vs. UIC (1/4)	3-Point FG Percentage	.688 vs. SIUE (12/6)	.059 at Green Bay (1/2)
22 vs. Morehead St. (11/21)	1 at Washington St. (12/16)	Free Throws	26 - twice	6 at Bradley (11/11)
32 vs. Morehead St. (11/21)	2 at Washington St. (12/16)	Free Throw Attempts	34 vs. UIC (1/4)	9 at Washington St. (12/16)
.867 at Ball State (12/2)	.429 at E. Illinois (11/17)	Free Throw Percentage	.941 at Purdue (12/10)	.500 at Bradley (11/11)
18 at W. Illinois (11/28)	7 at Wright St. (12/30)	Offensive Rebounds	14 vs. Anderson (11/13)	5 - twice
32 vs. IUK (12/22)	13 at Gonzaga (12/18)	Defensive Rebounds	32 - twice	16 at E. Illinois (11/17)
43 - twice	24 at Gonzaga (12/18)	Total Rebounds	40 vs. IUK (12/22)	26 at E. Illinois (11/17)
28 vs. UIC (1/4)	12 at Washington St. (12/16)	Fouls	25 - twice	8 at Washington St. (12/16)
21 vs. SIUE (12/6)	8 at Bradley (11/11)	Assists	20 - three times	6 vs. Anderson (11/13)
19 vs. Anderson (11/13)	9 at Washington St. (12/16)	Turnovers	23 vs. Anderson (11/13)	10 at E. Illinois (11/17)
9 - twice	0 - twice	Blocked Shots	8 - twice	1 - twice
10 at Ball State (12/2)	4 at Gonzaga (12/18)	Steals	12 at Green Bay (1/2)	3 - twice

HEAD COACH JASON GARDNER



Jason Gardner was named the eighth head coach in IUPUI men's basketball program's history on April 2, 2014. Gardner, the 1999 winner of the Indiana Mr. Basketball Award, spent a year on the University of Memphis bench and two seasons at Loyola prior to that.

In his first season on the Jaguars' bench, he guided IUPUI to 10 wins, more than tripling the program's Division I win total from a year prior. His hiring paid immediate dividends on the recruiting trail, as he immediately inked five Division I transfers, four of whom were former in-state standouts.

In year two, Gardner led the Jags to a 13-win season against one of the nation's stiffest schedules, including a 9-7 mark in league play and a finish in the top half of the league standings. He upped his program's win total to 14 in his third year while coaching the program's first Academic All-American (Matt O'Leary).

Gardner has shown he's a proven recruiter, inking talent, both through high school signees, transfers and graduate transfers.

While at Memphis, Gardner helped the Tigers to a 24-10 record as Shaq Goodwin and Joe Jackson earned All-Conference accolades. In addition, Memphis forward Austin Nichols was a unanimous selection to the American Athletics Conference All-Rookie Team after averaging 9.1 points and 4.2 boards per game. Gardner was a college teammate of current Memphis Head Coach Josh Pastner at Arizona.

Prior to coming to Memphis, Gardner was an assistant under Porter Moser at Loyola, helping the Ramblers to an eight-game improvement from 2011-12 to 2012-13. He coached Ben Averkamp to All-Horizon League accolades for two straight seasons, while Loyola point guard Cully Payne was a Bob Cousy Award nominee. He also helped recruit one of the top signing classes in the Horizon League prior to the 2012-13 season. Gardner's coaching career began in 2010 when he served as an assistant at nearby Cathedral High School.

Gardner's racked up numerous accolades during his prestigious high school, college and professional playing careers. He was a 1999 McDonald's and Parade All-American while at North Central High School, finishing his prep career with a school record 1,669 points. He was a two-time Gatorade Circle of Champions Indiana Player of the Year and was named the 1998-99 Indianapolis County Player of the Year by The Indianapolis Star and Indianapolis News. His senior season, he helped NCHS to the IHSAA 4A state championship and Tournament of Champions title while averaging 22.6 points, 4.7 rebounds, 4.0 assists and 3.0 steals per game.

The 5-foot-10 point guard was recruited to the University of Arizona by legendary Head Coach Lute Olsen, where he was a four-year All-American for the Wildcats. He was the 2002-03 Naismith National Player of the Year and Lowe's Senior CLASS award recipient. He was the 2000 consensus National Freshman of the Year and closed his career as one of four players in Pac-12 history with 1,500 points, 500 assists and 200 steals for a career. He helped lead Arizona to two Pac-12 regular season titles (2000, 2003) and four consecutive NCAA Tournament berths. The Wildcats made three Sweet Sixteens (2001, 2002, 2003), two Elite Eights (2001, 2003) and were the NCAA national runner-up in 2001. All total, Arizona won 107 games during Gardner's four seasons and he still holds school records for games started (135) and minutes played (4,825), while ranking third in school history with 1,984 career points. He also finished second in threes made (318) and fourth in assists (622). He earned his degree from the university in 2011 in disciplinary studies.

Gardner later played professionally overseas for more than eight years, primarily in Germany. In 2009, he was named MVP of German Basketball Bundesliga after helping Oldenburg to the league crown, averaging 13.7 points, 4.0 assists and 3.0 boards per game. He was a two-time Basketball Bundesliga All-Star, including starting the 2007 game.

Gardner is married to the former Jacquelyn Maxberry and the couple has four children, Jasper, Jason Jr., Jacob and Jackson.



THE GARDNER FILE

School: Arizona, '11

Seasons with IUPUI: fourth season

Career Record: 41-69 (4th year)

Coaching Experience:

..... 2014-pres., Head Coach, IUPUI

..... 2013-14, Assistant Coach, Memphis

..... 2011-13, Assistant Coach, Loyola (Ill.)

..... 2010-11, Assistant Coach, Cathedral H.S.



IUPUI PLAYER CAREER STATS

BRENNAN, Aaron

Season	gp-gs	min/avg	Total		3-Point		F-Throws		Rebounds				Scoring							
			fg-fga	pct	fg-fga	pct	ft-fa	pct	off	def	tot	avg	pf	fo	ast	to	blk	stl	pts	avg
2014-15	28-24	585/20.9	71-136	.522	3-8	.375	33-46	.717	36	52	88	3.1	72	1	27	44	7	21	178	6.4
2015-16	32-9	569/17.8	55-144	.382	1-9	.111	26-31	.839	37	78	115	3.6	68	0	33	31	11	12	137	4.3
2016-17	32-9	596/18.6	102-203	.502	27-57	.474	39-54	.722	27	85	112	3.5	76	4	26	30	10	16	270	8.4
2017-18	15-15	392/26.1	67-153	.438	10-45	.222	29-37	.784	18	39	57	3.8	37	2	25	27	12	13	173	11.5
TOTAL	107-57	2142/20.0	295-636	.464	41-119	.345	127-168	.756	118	254	372	3.5	253	7	111	132	40	62	758	7.1

HALL, Evan

Season	gp-gs	min/avg	Total		3-Point		F-Throws		Rebounds				Scoring							
			fg-fga	pct	fg-fga	pct	ft-fa	pct	off	def	tot	avg	pf	fo	ast	to	blk	stl	pts	avg
2015-16	23-11	383/16.7	50-97	.515	1-1	1.000	19-47	.404	41	50	91	4.0	67	4	14	17	7	10	120	5.2
2016-17	30-23	596/19.9	96-163	.589	0-0	.000	35-89	.393	73	83	156	5.2	83	1	14	40	24	16	227	7.6
2017-18	14-14	291/20.8	49-106	.462	0-0	.000	13-44	.295	28	36	64	4.6	42	0	9	27	9	5	111	7.9
TOTAL	67-48	1270/19.0	195-366	.533	1-1	1.000	67-180	.372	142	169	311	4.6	192	5	37	84	40	31	458	6.8

HENDERSON, T.J.

Season	gp-gs	min/avg	Total		3-Point		F-Throws		Rebounds				Scoring							
			fg-fga	pct	fg-fga	pct	ft-fa	pct	off	def	tot	avg	pf	fo	ast	to	blk	stl	pts	avg
2015-16	32-2	522/16.3	49-130	.377	22-64	.344	27-39	.692	5	48	53	1.7	48	1	35	44	2	30	147	4.6
2016-17	32-0	566/17.7	60-134	.448	30-75	.400	39-56	.696	10	40	50	1.6	58	1	52	38	5	32	189	5.9
2017-18	15-5	381/25.4	49-123	.398	20-64	.313	41-52	.788	13	30	43	2.9	27	0	33	36	3	15	159	10.6
TOTAL	79-7	1469/18.6	158-387	.408	72-203	.355	107-147	.728	28	118	146	1.8	133	2	120	118	10	77	495	6.3

HUDSON, Chad

Season	gp-gs	min/avg	Total		3-Point		F-Throws		Rebounds				Scoring							
			fg-fga	pct	fg-fga	pct	ft-fa	pct	off	def	tot	avg	pf	fo	ast	to	blk	stl	pts	avg
2016-17	10-0	23/2.3	1-4	.250	1-3	.333	1-4	.250	0	3	3	0.3	3	0	2	3	0	1	4	0.4
2017-18	6-0	24/4.0	2-5	.400	0-2	.000	5-7	.714	0	1	1	0.2	7	0	2	2	0	0	9	1.5
TOTAL	16-0	47/2.9	3-9	.333	1-5	.200	6-11	.545	0	4	4	0.3	10	0	4	5	0	1	13	0.8

McCALL, D.J.

Season	gp-gs	min/avg	Total		3-Point		F-Throws		Rebounds				Scoring							
			fg-fga	pct	fg-fga	pct	ft-fa	pct	off	def	tot	avg	pf	fo	ast	to	blk	stl	pts	avg
2014-15	31-15	664/21.4	52-124	.419	6-19	.316	39-61	.639	31	58	89	2.9	49	1	38	55	1	19	149	4.8
2016-17	32-22	678/21.2	51-120	.425	5-18	.278	45-77	.584	66	95	161	5.0	71	0	48	41	8	22	152	4.8
2017-18	14-12	365/26.1	34-76	.447	5-18	.278	11-22	.500	33	32	65	4.6	33	2	23	21	4	26	84	6.0
TOTAL	77-49	1707/22.2	137-320	.428	16-55	.291	95-160	.594	130	185	315	4.1	153	3	109	117	13	67	385	5.0

PATTERSON, Ron

Season	gp-gs	min/avg	Total		3-Point		F-Throws		Rebounds				Scoring							
			fg-fga	pct	fg-fga	pct	ft-fa	pct	off	def	tot	avg	pf	fo	ast	to	blk	stl	pts	avg
2016-17	32-10	757/23.7	107-242	.442	62-156	.397	21-30	.700	15	64	79	2.5	70	2	64	40	13	44	297	9.3
2017-18	15-14	425/28.3	59-145	.407	31-91	.341	10-11	.909	8	34	42	2.8	35	1	31	18	8	18	159	10.6
TOTAL	47-24	1182/25.1	166-387	.429	93-247	.377	31-41	.756	23	98	121	2.6	105	3	95	58	21	62	456	9.7

THOMAS, Noah

Season	gp-gs	min/avg	Total		3-Point		F-Throws		Rebounds				Scoring							
			fg-fga	pct	fg-fga	pct	ft-fa	pct	off	def	tot	avg	pf	fo	ast	to	blk	stl	pts	avg
2016-17	8-0	20/2.5	1-5	.200	0-1	.000	3-4	.750	1	3	4	0.5	6	0	0	7	0	0	5	0.6
2017-18	2-0	8/4.0	1-1	1.000	0-0	.000	2-2	1.000	1	3	4	2.0	3	0	0	0	1	0	4	2.0
TOTAL	10-0	28/2.8	2-6	.333	0-1	.000	5-6	.833	2	6	8	0.8	9	0	0	7	1	0	9	0.9

IUPUI PLAYER CAREER-HIGHS (bold means occurred in 2017-18 season)

	#0 JAYLEN MINNETT	#1 T.J. HENDERSON	#10 NICK ROGERS	#12 CHAD HUDSON	#22 D.J. McCALL	#24 EVAN HALL	#25 RON PATTERSON	#31 MAURICE KIRBY	#32 ELYJAH GOSS	#35 NOAH THOMAS	#40 EVAN BORGMAN	#45 AARON BRENNAN
Points:	12 - 2x	19 (12/22/17)	11 (1/2/18)	3 - 2x	25 (11/28/17)	21 (1/11/17)	19 - 3x	16 (12/10/17)	10 (11/28/17)	4 (11/13/17)	6 (11/13/17)	25 - 2x
Rebounds:	4 - 2x	8 (12/22/17)	5 (12/16/17)	1 - 4x	13 (12/3/16)	11 - 2x	6 - 2x	9 (11/13/17)	12 (11/13/17)	4 (11/13/17)	3 (11/13/17)	11 (3/4/17)
Assists:	2 - 7x	6 (11/26/16)	6 (1/4/18)	1 - 4x	7 (12/28/16)	4 (12/12/16)	6 - 2x	2 - 2x	2 (12/22/17)	---	---	4 - 3x
FG:	4 (11/28/17)	8 (12/22/17)	4 (1/2/18)	1 - 3x	9 (11/28/17)	9 (1/11/17)	8 (11/17/17)	8 (12/10/17)	4 - 2x	1 - 2x	2 (11/13/17)	12 (11/17/17)
FGA:	12 (1/2/18)	12 - 3x	11 (1/2/18)	2 - 2x	20 (11/28/17)	13 (11/17/17)	16 (12/16/17)	12 (12/10/17)	8 (11/13/17)	2 - 2x	3 (11/13/17)	17 (11/17/17)
3FG:	3 - 3x	3 - 5x	2 - 2x	1 (12/12/16)	3 - 2x	1 (11/13/15)	5 - 3x	---	1 - 3x	---	---	3 - 2x
3FGA:	8 (1/2/18)	8 (1/4/18)	5 (12/30/17)	2 (12/12/16)	7 (11/28/17)	1 (11/13/15)	13 (12/16/17)	---	2 - 3x	1 (12/17/16)	1 (11/13/17)	6 - 2x
FT:	4 (12/10/17)	8 (11/21/17)	5 - 2x	3 (11/13/17)	7 - 2x	8 (12/12/16)	3 - 3x	5 (12/18/17)	4 - 2x	2 - 2x	2 - 2x	6 - 3x
FTA:	4 (12/10/17)	10 (11/21/17)	8 (1/4/18)	4 (11/13/17)	10 (12/29/14)	9 - 2x	6 (1/3/15)	6 (12/18/17)	6 (12/22/17)	2 - 3x	2 - 2x	8 - 2x
Blocks:	1 (12/22/17)	2 - 2x	1 - 2x	---	1 - 13x	3 - 3x	3 (12/6/17)	2 - 2x	3 (11/13/17)	1 (11/13/17)	---	3 - 2x
Steals:	3 (12/2/17)	4 - 2x	2 (12/2/17)	1 (11/18/16)	4 - 3x	2 - 6x	4 (11/22/16)	2 (12/10/17)	2 - 2x	---	---	3 - 3x
Minutes:	37 (11/11/17)	38 (11/17/17)	33 (1/4/18)	12 (11/13/17)	38 (2/19/15)	33 (1/18/17)	38 (11/17/17)	23 - 3x	23 (11/11/17)	6 (11/13/17)	13 (11/13/17)	35 (11/17/17)

LAST FOUR BOX SCORES

GAME #12 • NORTHERN KENTUCKY 77, IUPUI 59 (HIGHLAND HEIGHTS, KY.)

IUPUI 59 • 3-9 (0-1 HL)

#	Player	Total		3-Ptr		Rebounds			PF	TP	A	TO	Blk	Stl	Min
		FG-FGA	FG-FGA	FT-FTA	Off	Def	Tot								
24	HALL, Evan	f	4-6	0-0	1-1	1	1	2	4	9	0	2	0	1	13
45	BRENNAN, Aaron	f	3-8	1-3	0-0	1	4	5	2	7	2	1	0	0	28
10	ROGERS, Nick	g	1-5	1-3	2-2	0	1	1	2	5	3	1	0	1	22
22	McCALL, D.J.	g	4-5	1-2	2-3	3	4	7	1	11	1	1	0	2	30
25	PATTERSON, Ron	g	3-10	2-5	1-1	0	2	2	0	9	1	1	1	1	28
00	MINNETT, Jaylen	f	1-5	1-4	0-0	0	0	0	2	3	2	2	0	1	23
01	HENDERSON, T.J.	g	2-12	2-4	1-2	1	3	4	2	7	1	2	0	1	16
12	HUDSON, Chad	f	1-1	0-0	0-0	0	0	0	0	2	0	0	0	0	1
31	KIRBY, Maurice	f	2-3	0-0	0-2	3	1	4	2	4	0	0	0	0	23
32	GOSS, Elyjah	f	0-6	0-0	2-2	2	0	2	1	2	0	2	2	0	15
40	BORGMAN, Evan	f	0-1	0-0	0-0	1	0	1	0	0	0	0	0	0	1
Team						2	1	3							
Totals			21-62	8-21	9-13	14	17	31	16	59	10	12	3	7	200

FG % 1st Half: 8-31 25.8% 2nd half: 13-31 41.9% Game: 21-62 33.9%
 3FG % 1st Half: 3-9 33.3% 2nd half: 5-12 41.7% Game: 8-21 38.1%
 FT % 1st Half: 3-4 75.0% 2nd half: 6-9 66.7% Game: 9-13 69.2%

Northern Kentucky 77 • 8-5 (1-0 HL)

#	Player	Total		3-Ptr		Rebounds			PF	TP	A	TO	Blk	Stl	Min
		FG-FGA	FG-FGA	FT-FTA	Off	Def	Tot								
01	GARNETT, Jordan	f	0-2	0-0	0-0	1	1	2	1	0	2	3	0	0	30
05	TATE, Jalen	f	4-6	0-1	0-0	0	3	3	4	8	1	0	0	2	27
23	WILLIAMS, Carson	f	4-5	0-0	3-3	2	4	6	1	11	0	2	2	1	25
34	MCDONALD, Drew	f	11-16	2-3	3-3	3	7	10	3	27	3	1	0	1	31
30	HOLLAND II, Lavone	g	2-10	0-4	1-2	0	7	7	3	5	8	0	0	2	29
03	COBBS, Tre	f	1-1	0-0	0-0	0	0	0	0	2	0	1	0	0	3
04	GARRETT, Jeff	f	1-1	0-0	2-4	1	1	2	0	4	0	0	2	0	12
11	FAULKNER, Mason	f	3-3	1-1	0-0	0	0	0	0	7	3	3	0	1	13
15	SHARPE, Tyler	f	2-3	2-3	0-0	0	1	1	1	6	0	1	0	1	12
32	WALTON, Dantez	f	3-7	1-3	0-0	0	6	6	2	7	1	0	3	0	18
Team						1	0	1							
Totals			31-54	6-15	9-12	8	30	38	15	77	18	13	7	8	200

FG % 1st Half: 13-27 48.1% 2nd half: 18-27 66.7% Game: 31-54 57.4%
 3FG % 1st Half: 3-8 37.5% 2nd half: 3-7 42.9% Game: 6-15 40.0%
 FT % 1st Half: 2-3 66.7% 2nd half: 7-9 77.8% Game: 9-12 75.0%

Officials: Rob Kueneman, Chris Beaver, Kevin Ferguson
 Technical fouls: IUPUI-None. Northern Kentucky-None.
 Attendance: 4203

Score by periods	1st	2nd	Total
IUPUI	22	37	59
Northern Kentucky	31	46	77

Points	In	Off	2nd	Fast	Bench
IUPUI	26	15	13	4	18
NKU	38	14	8	10	26

Last FG - IUPUI 2nd-00:41, NKU 2nd-01:12.
 Largest lead - IUPUI by 9 1st-10:48, NKU by 19 2nd-03:56.
 IUPUI led for 14:18. NKU led for 24:10. Game was tied for 01:32.

Score tied - 2 times.
 Lead changed - 1 time.

GAME #13 • WRIGHT STATE 60, IUPUI 52 (DAYTON, OHIO)

IUPUI 52 • 3-10, 0-2 HL

#	Player	Total		3-Ptr		Rebounds			PF	TP	A	TO	Blk	Stl	Min
		FG-FGA	FG-FGA	FT-FTA	Off	Def	Tot								
24	HALL, Evan	f	1-3	0-0	1-2	2	4	6	3	3	1	3	0	1	21
45	BRENNAN, Aaron	f	3-10	1-3	0-0	0	2	2	0	7	2	4	1	1	26
10	ROGERS, Nick	g	2-9	1-5	1-2	0	1	1	1	6	2	2	0	0	25
22	McCALL, D.J.	g	2-4	0-2	1-2	1	2	3	1	5	0	1	0	0	28
25	PATTERSON, Ron	g	4-6	2-4	0-0	1	1	2	3	10	1	1	0	0	25
00	MINNETT, Jaylen	f	3-5	3-5	2-3	0	1	1	1	11	2	2	0	0	25
01	HENDERSON, T.J.	g	2-7	0-3	2-2	0	1	3	3	6	1	3	0	1	20
31	KIRBY, Maurice	f	0-3	0-0	2-4	0	1	3	3	2	0	0	0	0	13
32	GOSS, Elyjah	f	1-4	0-1	0-0	1	3	4	0	2	0	1	1	2	17
Team						2	4	6							
Totals			18-51	7-23	9-15	7	22	29	15	52	9	17	2	5	200

FG % 1st Half: 7-24 29.2% 2nd half: 11-27 40.7% Game: 18-51 35.3%
 3FG % 1st Half: 2-9 22.2% 2nd half: 5-14 35.7% Game: 7-23 30.4%
 FT % 1st Half: 3-4 75.0% 2nd half: 6-11 54.5% Game: 9-15 60.0%

Wright State 60 • 10-5, 2-0 HL

#	Player	Total		3-Ptr		Rebounds			PF	TP	A	TO	Blk	Stl	Min
		FG-FGA	FG-FGA	FT-FTA	Off	Def	Tot								
11	LOVE, Loudon	f	3-4	0-0	0-0	1	4	5	5	6	1	2	0	0	21
22	ERNSTHAUSEN, Parker	c	3-3	0-0	4-4	2	2	4	1	10	1	2	0	2	31
01	MITCHELL, Justin	g	5-10	1-2	0-0	0	13	13	2	11	4	8	0	4	33
03	HUGHES, Mark	g	0-2	0-2	0-0	0	0	0	0	0	0	1	0	1	6
13	BENZINGER, Grant	g	5-10	4-7	2-2	2	1	3	3	16	1	0	0	0	25
00	HALL, Jaylon	f	3-10	1-4	2-3	1	1	2	0	9	2	4	0	2	29
02	WINCHESTER, Everett	f	1-4	0-0	0-2	1	2	3	2	2	1	2	1	0	18
31	GENTRY, Cole	f	2-8	0-4	2-2	0	6	6	0	6	3	0	0	1	37
Team						2	0	2							
Totals			22-51	6-19	10-13	9	29	38	13	60	13	20	1	10	200

FG % 1st Half: 10-25 40.0% 2nd half: 12-26 46.2% Game: 22-51 43.1%
 3FG % 1st Half: 2-8 25.0% 2nd half: 4-11 36.4% Game: 6-19 31.6%
 FT % 1st Half: 4-7 57.1% 2nd half: 6-6 100.0% Game: 10-13 76.9%

Officials: Ron Tyburski, Scott Silville, John Hampton
 Technical fouls: IUPUI-None. Wright State-None.
 Attendance: 3649

Score by periods	1st	2nd	Total
IUPUI	19	33	52
Wright State	26	34	60

Points	In	Off	2nd	Fast	Bench
IUPUI	18	14	3	6	21
WRST	22	13	5	2	17

Last FG - IUPUI 2nd-01:45, WRST 2nd-00:08.
 Largest lead - IUPUI by 6 1st-16:52, WRST by 10 2nd-12:31.
 IUPUI led for 11:10. WRST led for 28:28. Game was tied for 00:15.

Score tied - 0 times.
 Lead changed - 5 times.

GAME #14 • IUPUI 67, GREEN BAY 63 (GREEN BAY, WISC.)

IUPUI 67 • 4-10, 1-2 HL

#	Player	Total		3-Ptr		Rebounds			PF	TP	A	TO	Blk	Stl	Min
		FG-FGA	FG-FGA	FT-FTA	Off	Def	Tot								
24	HALL, Evan	f	4-10	0-0	2-8	7	3	10	3	10	1	4	2	0	24
45	BRENNAN, Aaron	f	3-5	0-0	5-7	1	2	3	4	11	2	3	1	0	23
10	ROGERS, Nick	g	4-11	1-1	2-4	0	4	4	1	11	3	2	0	0	29
22	McCALL, D.J.	g	2-4	0-1	1-2	5	4	9	4	5	3	1	1	4	25
25	PATTERSON, Ron	g	2-6	0-3	0-0	0	5	5	4	3	2	0	2	2	27
00	MINNETT, Jaylen	f	3-12	3-8	0-0	0	2	2	2	9	0	1	0	1	22
01	HENDERSON, T.J.	g	5-7	3-5	0-0	1	2	3	3	13	1	3	0	1	20
31	KIRBY, Maurice	f	2-3	0-0	0-0	0	2	2	3	4	0	0	0	0	15
32	GOSS, Elyjah	f	0-2	0-0	0-0	1	2	3	1	0	0	1	0	0	15
Team						1	1	2							
Totals			25-60	7-18	10-21	16	27	43	26	67	13	17	4	8	200

FG % 1st Half: 13-33 39.4% 2nd half: 12-27 44.4% Game: 25-60 41.7%
 3FG % 1st Half: 6-12 50.0% 2nd half: 1-6 16.7% Game: 7-18 38.9%
 FT % 1st Half: 1-3 33.3% 2nd half: 9-18 50.0% Game: 10-21 47.6%

Green Bay 63 • 7-9, 2-1 HL

#	Player	Total		3-Ptr		Rebounds			PF	TP	A	TO	Blk	Stl	Min
		FG-FGA	FG-FGA	FT-FTA	Off	Def	Tot								
42	JESPERSON, David	f	3-5	0-2	1-2	0	5	5	3	7	0	0	1	1	29
01	COHEN III, Sandy	g	4-7	0-1	6-8	1	5	6	3	14	2	4	0	1	30
02	PIPES, PJ	g	3-7	0-3	9-9	1	2	3	2	15	2	4	0	2	34
03	SMALL, Khalil	g	6-16	1-7	5-8	2	3	5	4	18	2	2	0	3	38
21	HANKERSON, Kameron	g	1-5	0-2	1-2	0	5	5	2	3	1	5	1	2	24
11	BAINS, Sukhjot	f	1-1	0-0	0-0	0	1	1	2	2	2	0	0	0	10
13	BELL, Trevian	f	0-1	0-0	2-2	1	1	2	0	2	0	0	0	1	4
15	PATTERSON, Manny	f	0-0	0-0	2-2	0	2	2	3	2	2	0	0	1	13
30	CRIST, Hunter	f	0-4	0-2	0-0	0	1	1	2	0	2	0	0	1	18
Team						0	1	1							
Totals			18-46	1-17	26-33	5	26	31	21	63	13	15	2	12	200

FG % 1st Half: 11-24 45.8% 2nd half: 7-22 31.8% Game: 18-46 39.1%
 3FG % 1st Half: 0-9 0.0% 2nd half: 1-8 12.5% Game: 1-17 5.9%
 FT % 1st Half: 11-14 78.6% 2nd half: 15-19 78.9% Game: 26-33 78.8%

Officials: Jim Schipper, John Garbinski, Michael Kitts
 Technical fouls: IUPUI-None. Green Bay-None.
 Attendance: 1932

Score by periods	1st	2nd	Total
IUPUI	33	34	67
Green Bay	33	30	63

Points	In	Off	2nd	Fast	Bench
IUPUI	36	16	11	9	26
GB	26	14	7	10	6